




Town of Franklin  
Proposed  
FY 2026-2027  
Budget

# Table of Contents

<b>Budget Message</b>	Pages 1 – 5
<b>Budget Pages</b>	
General Fund (Total and By Department)	Pages 6 – 26
Tourism Development Authority	Page 27
Water/Sewer Fund	Page 28 - 29
Fire Department Fund	Page 30
<b>Proposed Fee Schedule</b>	Pages 31- 36
<b>Capital Improvement Plan</b>	
FY 2026 – 2027 CIP	Page 38 - 39
CIP By Department (FY 2027 – 2031)	
Fleet Management	Pages 40 - 42
Administration	Pages 43 – 45
Facilities	Pages 46 – 49
Information Technology (IT)	Pages 50 – 51
Police	Pages 52 – 54
Public Works	Pages 55 – 64
Streets/Powell Bill	Pages 65 – 73
Water Treatment	Pages 74 – 79
Wastewater Treatment	Pages 80 – 84
Fire	Pages 85 – 87



# BUDGET MESSAGE

---

2026-2027

The Honorable Mayor Guffey and Members of the Town Council  
Town of Franklin

Dear Mayor and Council Members:

In accordance with the provisions of the North Carolina General Statutes, staff presents the proposed Municipal Operating and Capital Budget for Fiscal Year 2026-2027.

## SUMMARY

This document represents the Town's financial plan for the next fiscal year, considering experience, forecasting efforts, and Town Council direction. The budget ensures the continued provision of high-quality service and identifies the anticipated revenue sources necessary to support our operations. The 2026-2027 fiscal year budget was developed based on a prioritization of needs for a well-rounded, full-service town. As with recent years, time was devoted in the preceding fiscal year towards evaluating options for increased operational efficiencies and cost savings. We also spent time evaluating existing staffing levels to identify needs based on shifting workload and recruitment and retention pressures.

Due to the conscientious decision making and fiscal responsibility of the Town Council and Town Staff, the Town of Franklin remains in a strong economic position. With the ability to utilize fund balance to complete certain one-time capital purchases and/or projects that enhance quality of life and provide economic development opportunities. While the Town has been fortunate to see many of its revenues hold steady or increase over the past year, all indications are that this will not continue.

The Leadership Team entered this budget development with the goal of keeping expenditures as close to the previous year as possible and to do so with minimal to zero use of fund balance; however, there are some increases that we will be facing in the upcoming year. In preparation of the 2026-2027 budget, we face several familiar structural cost drivers that once again compete with desired projects for funding. These structural costs are similar for municipalities across the state and country: rising healthcare costs, unfunded pension (retirement) liabilities, salary increases to assist employees combat rising inflation leading to

higher employee retention, and post-employment benefit liabilities (insurance and LEO separation). High inflation rates have created cost pressure on almost every aspect of our budget. Lasting supply chain disruptions continue and increased demand for material goods are combining to create extreme price increases that have caused the cost of most goods to increase from just a year ago. These dramatic inflationary cost pressures make it necessary for the Town to more carefully consider expenditures, utility rates, and fees for service to ensure that our service provision continues at current levels.

The largest increases in expenditures comes from health and dental insurance premiums, a mandatory increase in employer retirement contributions, retiree health insurance, worker's compensation and property and liability insurance, utility increases proposed by various providers and other material costs. This budget also incorporates a 2% Cost of Living Adjustment (COLA) for all employees. During the 2025/2026 budget year a 4% COLA was provided, but did not adequately close the economic gap for employees due to a continued inflationary economy.

Specific capital spending is recommended in the General Fund for the completion of Phase I of the Sunnyside Inclusive Play Area including fencing, construction of the greenway connector boardwalk at Allman Drive, Main Street improvements including planters and new trash receptacles, as well as several paving improvement projects.

In an effort to manage costs surrounding the various departmental vehicles and equipment, a new internal department – Fleet Management – is being added. A fleet maintenance mechanic will perform most generalized and some semi-complex maintenance and repairs in-house saving time and reducing the labor costs and potential down time for the Town's fleet. This department will be overseen by the Deputy Finance Director.

The Town allocated all of the American Rescue Plan Act (ARPA) funds prior to the December 31, 2024 deadline and expended all of the ARPA funds by June 30, 2025, well in advance of the December 31, 2026 termination date. Required reporting continues to be done; however, there is no budgetary impact from these funds moving forward.

Mission and Vision statements for the Town were adopted in January 2025, and the budget was developed to meet the standards set forth by those statements including working toward the established goals from the Town Council Retreat of Revitalized Town Infrastructure, Economic Development and Tourism and Cultural Resources.

### **Tax Rate**

This budget presented is balanced utilizing a rate of \$0.33 per \$100 valuation. This is the same tax rate as the previous year. The combined collection rate is predicted to be 97% which is in line with previous years. Franklin's tax base (real property and personal property) was estimated to be \$1,009,160,751 after adjustments by Macon County.

### **Personnel**

This budget is developed to be employee-centric and fiscally sound. The largest General Fund expense for local governments is personnel. Due to the face-to-face nature of their work, the goal of all towns is to attract, train and retain a workforce that is qualified, trained on the most current technologies and industry standards, and provides service in a professional and personable manner. The budget incorporates a 2% Cost of Living Adjustment for all employees as well as a step increase and an annual holiday bonus.

In the upcoming year we are faced with three items that will increase our personnel costs with little to no way to reduce the impact to the budget these include: employee health/dental insurance including retiree insurance and an increase in NC Local Government Retirement contributions. This proposal includes the increase in employee health insurance premiums of 22%, increase in dental premiums, and state mandated increases to the NC Local Government Retirement System (LGRS) (17.10% for LEO and 15.15% for all other employees).

There is one (1) new position being requested for the Streets Division of Public Works. This position would be added due to the increasing maintenance responsibilities associated with new parks, beautification efforts and to assist in better managing when crews could be in different areas to complete more tasks. Total cost for this addition, including salary and benefits is \$67,443.49.

There is one (1) new position being requested for the Fleet Management Department for a Fleet Maintenance Mechanic. This is a position that had been discussed with Town Council in previous budget years, and as the Town's fleet management needs have grown, this position could positively impact the vehicle maintenance costs for all departments by providing services internally with reduced labor and material costs. Total cost for this addition, including salary and benefits is \$81,436.17.

Given the Town Council's noted strategic planning goals, the creation of a hybrid position of Assistant Town Manager/Finance Director is requested. This position will assume additional administrative and supervisory responsibilities. This change will clarify reporting relationships and allow the Town Manager to diversify project management opportunities and allow for continued succession planning. As the plan is to return to the Main Street program, this position would continue to work on development of the Downtown Economic Development Plan in conjunction with the NC Department of Commerce and local elected officials.

### **General Fund**

This budget reflects a General Fund Budget of \$6,598,296.00. In this budget, we are proposing to use \$495,567.00 from fund balance. In order to reduce the budget to the full extent possible we have reduced the General Fund operating budget to minimal levels while still including Town Council requests for beautification, economic development and projects for recreational opportunities and a long-term Main Street Transformation project. All of the General Fund departments have held their operational budgets as steady as possible while addressing material cost increases.

### **Water/Sewer Fund**

The proposed budget for the Water/Sewer Fund is \$5,485,384.00. The Clearwell and High Service pump station is noted in the Capital Improvement Plan, the estimated cost of this improvement is \$6,400,000. Replacement of 800+ water meters that have reached the end of life are included in the budget and will be budgeted for each year until all 3,200+ meters have been replaced. This is the second year of water meter replacements.

In order to fund the repairs and improvements to the Water Treatment Plant Phase II, purchase and install water meters and to ensure stability for the revenue stream to finance such, a recommended 5% increase in water and sewer fees is proposed. The 10-year capital improvement plan was approved in 2020 and allotted for minimal annual increases as the Town continues to move toward a sustainable debt service cycle.

The rationale for having a 5% increase is this, the cost to treat wastewater and produce drinking water have continued to escalate and with necessary improvements required to both water and wastewater systems, the rates for these services have to be adjusted to cover those costs.

There is a need to appropriate from the retained earnings in order to ensure that we meet the requirements of a balanced budget. The amount required is \$228,884.00.

### **Fire Department Fund**

Based on current estimates fire tax revenues are projected at \$1,705,443.00 for fiscal year 2026-2027. The Fire Department's proposed fire district tax rate is \$0.07 cents per one hundred dollars (\$100) of valuation. This has remained the same rate since FY 2024/2025. This amount is contingent upon approval by the Macon County Board of County Commissioners.

The Fire Department continues to look for grant funding opportunities for various apparatus and gear and has done a capital improvement plan for expenditures needed to remain in compliance with NFPA standards. Two (2) fire attack apparatus are being added to the fire department fleet. Both apparatuses have been fully funded and there is no debt service required. One of the vehicles should be received prior to the end of the current fiscal year, with the other holding a delivery date in mid-to-late-2028.

The Fire Department substation located on NP&L Loop has been completed and debt service for that building is approximately \$40,000 annually.

### Conclusion

This budget for the Fiscal Year 2026-2027 is balanced as required by law and continues to provide existing services while meeting the governing body's priorities and policy goals. The total proposed budget for Fiscal Year 2026-2027 is \$13,869,123.00; this is a 9.6% increase from last FY. This is a balanced, no-tax increase budget that invests in infrastructure, supports employees, addresses rising costs and plans for long term sustainability and transformation.

The budget presented is one that continues to carry the Town into the future while being cognizant of the changing economic climate and maintains a competitive salary structure within the region for employees. The costs of services, materials and supplies and salary adjustments have impacted overall operational expenditures. However, every effort has been made to closely monitor expenditures, find efficiencies and plan for the future. The budget reflects a stable tax rate of \$0.33 cents per \$100 valuation in order to continue to operate effectively. This is the fourth (4<sup>th</sup>) consecutive year with zero tax increase.

Included in this budget is a copy of the five-year capital improvement plan (CIP) for all departments as well as the updated fee schedule.

The development of this budget was made possible through the knowledge and contributions of the staff of the Town Franklin and the Town Council. The Leadership Team is committed to providing a high level of service at a reasonable cost to its citizens. As stewards of public resources, staff believes our primary role is to concentrate budgeting efforts on ensuring the safety of our community by investing in public safety and infrastructure, and maintaining the current service levels. This budget reflects the Town's commitment to improving our community while positioning Franklin to be financially stable well into the future.

I appreciate the time and consideration of the Town Council as they have reviewed and discussed the budget and provided input, direction and guidance.

Respectfully submitted,

*Amanda W. Owens*

Amanda W. Owens, Town Manager

TOWN OF FRANKLIN, NORTH CAROLINA				
Budget for the Year Ending June 30, 2027				EXHIBIT A
Revenues:	General Fund	Fire Dept Fund	W & S Enterprise Fund	Total
Ad Valorem Taxes	\$ 3,136,000.00	\$ -	\$ -	\$ 3,136,000.00
Other Taxes	\$ 1,645,000.00	\$ 1,705,443.00	\$ -	\$ 3,350,443.00
Unrestricted Intergovernmental	\$ 400,000.00	\$ -	\$ -	\$ 400,000.00
Restricted Intergovernmental	\$ 320,000.00	\$ -	\$ -	\$ 320,000.00
Licenses and Permits	\$ 8,000.00	\$ -	\$ -	\$ 8,000.00
Sales and Services	\$ -	\$ -	\$ 5,088,000.00	\$ 5,088,000.00
Other Revenues	\$ 593,729.00	\$ 5,000.00	\$ 168,500.00	\$ 767,229.00
<b>Total Anticipated Revenue:</b>	<b>\$ 6,102,729.00</b>	<b>\$ 1,710,443.00</b>	<b>\$ 5,256,500.00</b>	<b>\$ 13,069,672.00</b>
Fund Balance Appropriated- General	\$ 495,567.00	\$ -	\$ -	\$ 495,567.00
Fund Balance Appropriated- Powell Bill	\$ -	\$ -	\$ -	\$ -
Fund Balance Appropriated- Fire	\$ -	\$ 75,000.00		\$ 75,000.00
Retained Earnings Appropriated	\$ -	\$ -	\$ 228,884.00	\$ 228,884.00
<b>Total Budget:</b>	<b>\$ 6,598,296.00</b>	<b>\$ 1,785,443.00</b>	<b>\$ 5,485,384.00</b>	<b>\$ 13,869,123.00</b>
<b>Appropriations:</b>				
General Government	\$ 2,474,567.00			
Public Safety	\$ 2,204,689.00	\$ 1,741,407.00		
Transportation	\$ 1,345,146.00			
Cultural/Recreation	\$ 123,200.00			
Planning/Tourism Development Authority	\$ 420,694.00			
Public Works			\$ 4,777,102.00	
Debt Service	\$ -	\$ 44,036.00	\$ 708,282.00	
Contribution to Fund Balance	\$ -			
Contingency	\$ 30,000.00			
<b>Total Appropriations:</b>	<b>\$ 6,598,296.00</b>	<b>\$ 1,785,443.00</b>	<b>\$ 5,485,384.00</b>	<b>\$ 13,869,123.00</b>

## Exhibit A Appropriations

### General Government:

Governing Board	\$ 499,881.00
Administration	\$ 378,674.00
Finance	\$ 377,693.00
Tax	\$ 111,288.00
Legal	\$ 70,000.00
Facilities	\$ 504,856.00
IT	\$ 326,670.00
Fleet Maintenance	\$ 109,096.00
Retiree Insurance	\$ 96,409.00

**Total Appropriations \$ 2,474,567.00**

### Public Safety:

Police	\$ 2,078,215.00
LEO	\$ 126,474.00
Fire	\$ 1,785,443.00

**Total Appropriations \$ 3,990,132.00**

### Transportation:

Streets	\$ 1,205,146.00
Powell Bill	\$ 140,000.00

**Total Appropriations \$ 1,345,146.00**

### Cultural/Recreation:

Festivals & Events	\$ 123,200.00
--------------------	---------------

**Total Appropriations \$ 123,200.00**

### Planning & TDA:

Planning & TDA	\$ 420,694.00
----------------	---------------

**Total Appropriations \$ 420,694.00**

### Public Works:

Everything but Debt Service	\$ 4,777,102
-----------------------------	--------------

**Total Appropriations \$ 4,777,102**

**Debt Service:**

General Debt	\$	-
Fire Debt	\$	44,036.00
Water and Sewer Debt	\$	708,282.00

**Total Appropriations**      \$    **752,318.00**

**Contingency:**

Contingency	\$	30,000.00
-------------	----	-----------

**Total Appropriations**      \$    **30,000.00**

<b>TOWN OF FRANKLIN, NORTH CAROLINA</b>			
<b>General Fund</b>	<b>SCHEDULE 1</b>		
<b>Detail Budget of Revenues</b>	<b>PAGE 1</b>		
<b>Source:</b>			
<b>Ad Valorem Taxes:</b>	<b>FY 2026-2027</b>		<b>FY 2025-2026</b>
Current Year	\$ 3,100,000.00		\$ 3,075,000.00
1st Prior Year	\$ 20,000.00		\$ 20,000.00
2nd Prior Year	\$ 3,000.00		\$ 3,000.00
3rd Prior Year	\$ 500.00		\$ 500.00
4th & Earlier Prior Year	\$ 500.00		\$ 500.00
Penalties & Interest	\$ 12,000.00		\$ 10,000.00
<b>Total Anticipated Revenue</b>	<b>\$ 3,136,000.00</b>		<b>\$ 3,109,000.00</b>
<b>Other Taxes:</b>			
Motor Vehicle Tax	\$ 120,000.00		\$ 110,000.00
Vehicle Rental Tax	\$ 25,000.00		\$ 25,000.00
Local Option Sales Tax	\$ 1,500,000.00		\$ 1,200,000.00
<b>Total Anticipated Revenue</b>	<b>\$ 1,645,000.00</b>		<b>\$ 1,335,000.00</b>
<b>Unrestricted Intergovernmental Revenues:</b>			
Franchise Tax	\$ 400,000.00		\$ 400,000.00
<b>Total Anticipated Revenue</b>	<b>\$ 400,000.00</b>		<b>\$ 400,000.00</b>
<b>Restricted Intergovernmental Revenue:</b>			
Powell Bill	\$ 140,000.00		\$ 140,000.00
ABC Law Enforcement Funds	\$ -		\$ -
Local Occupancy Tax	\$ 180,000.00		\$ 180,000.00
SCIF GRANT	\$ -		\$ -
<b>Total Anticipated Revenue</b>	<b>\$ 320,000.00</b>		<b>\$ 320,000.00</b>

<b>TOWN OF FRANKLIN, NORTH CAROLINA</b>			
<b>General Fund</b>	<b>SCHEDULE 1</b>		
<b>Detail Budget of Revenues</b>	<b>PAGE 2</b>		
<b>Source:</b>			
<b>Licenses &amp; Permits:</b>	<b>FY 2026-2027</b>		<b>FY 2025-2026</b>
Zoning Permits	\$ 4,000.00		\$ 4,000.00
Sign Permits	\$ 500.00		\$ 500.00
Local Business Registration Fee	\$ 3,000.00		\$ 3,000.00
ABC Permit Fee	\$ 500.00		\$ 500.00
<b>Total Anticipated Revenue</b>	<b>\$ 8,000.00</b>		<b>\$ 8,000.00</b>
<b>Other Revenues:</b>			
Investment Earnings	\$ 300,000.00		\$ 175,000.00
Rents	\$ 14,000.00		\$ 8,500.00
ABC Store Profit	\$ 100,000.00		\$ 100,000.00
Beer and Wine Excise Tax	\$ 16,500.00		\$ 16,500.00
Sale of Equipment/Miscellaneous	\$ 1,000.00		\$ 1,000.00
Returned Checks	\$ 750.00		\$ 750.00
Administration Reimbursement	\$ 97,500.00		\$ 87,500.00
Fleet Reimbursment	\$ 44,729.00		
Local Occupancy Tax Administration Fee	\$ 2,750.00		\$ 2,750.00
Court Costs	\$ 500.00		\$ 500.00
Special Events	\$ 11,000.00		\$ 9,000.00
Insurance Settlements	-		-
Refunds	-		-
Contributions & Donations	\$ 5,000.00		-
Parking Citation Fees			
<b>Total Anticipated Revenue</b>	<b>\$ 593,729.00</b>		<b>\$ 401,500.00</b>
<b>Fund Balance:</b>			
Fund Balance Appropriated-General	\$ 495,567.00		\$ 30,000.00
Fund Balance Appropriated-Powell Bill	\$ -		\$ -
<b>Total Anticipated Revenue</b>	<b>\$ 495,567.00</b>		<b>\$ 30,000.00</b>
<b>Total Anticipated Revenue</b>	<b>\$ 6,598,296.00</b>		<b>\$ 5,603,500.00</b>

TOWN OF FRANKLIN, NORTH CAROLINA			
<b>General Fund</b>	<b>SCHEDULE 2</b>		
<b>Detail Budget of Expenditures</b>	<b>PAGE 1</b>		
<b>Governing Body</b>	<b>FY 2026-2027</b>		<b>FY 2025-2026</b>
Salaries & Wages	\$ 46,800.00		\$ 46,800.00
FICA	\$ 3,581.00		\$ 3,490.00
Prof. Services- Accting	\$ 65,000.00		\$ 62,000.00
Unemployment	\$ 500.00		\$ 500.00
Other Prof. Services	\$ 290,000.00		\$ 40,000.00
Council/Community Relations	\$ 4,500.00		\$ 4,500.00
Supplies	\$ 3,000.00		\$ 3,000.00
Travel/Training	\$ 9,500.00		\$ 6,500.00
Advertising	\$ 2,000.00		\$ 2,000.00
Dues & Subscriptions	\$ 15,000.00		\$ 15,000.00
Economic Development	\$ 60,000.00		\$ 60,000.00
Picking on the Square	\$ -		\$ -
Contribution	\$ -		\$ -
<b>Total Expenditures</b>	<b>\$499,881.00</b>		<b>\$243,790.00</b>

<b>TOWN OF FRANKLIN, NORTH CAROLINA</b>			
<b>General Fund</b>	<b>SCHEDULE 2</b>		
<b>Detail Budget of Expenditures</b>	<b>PAGE 2</b>		
<b>Administration:</b>	<b>FY 2026-2027</b>		<b>FY 2025-2026</b>
Salaries & Wages	\$ 214,170.00		\$ 223,011.00
Part-time Salaries	\$ -		\$ 21,800.00
Longevity	\$ 1,578.00		\$ 1,118.00
401 (k)	\$ 10,709.00		\$ 10,142.00
FICA	\$ 16,384.00		\$ 17,184.00
Retirement	\$ 32,447.00		\$ 29,208.00
Group Insurance	\$ 25,240.00		\$ 19,316.00
Life Insurance	\$ 259.00		\$ 258.00
Dental	\$ 1,087.00		\$ 978.00
Unemployment Insurance	\$ 500.00		\$ 1,000.00
Other Prof.Services	\$ 50,000.00		\$ 50,000.00
Employee Relations	\$ 7,500.00		\$ 6,500.00
Supplies	\$ 3,500.00		\$ 3,500.00
Travel/Training	\$ 11,000.00		\$ 14,000.00
Employee Screenings	\$ 2,000.00		\$ 2,000.00
Dues & Subscriptions	\$ 1,800.00		\$ 1,800.00
Capital Outlay Equipment	\$ -		\$ -
Uniforms	\$ 500.00		\$ 500.00
<b>Total Expenditures</b>	<b>\$378,674.00</b>		<b>\$402,315.00</b>

TOWN OF FRANKLIN, NORTH CAROLINA			
<b>General Fund</b>	<b>SCHEDULE 2</b>		
<b>Detail Budget of Expenditures</b>	<b>PAGE 3</b>		
<b>Finance:</b>	<b>FY 2026-2027</b>		<b>FY 2025-2026</b>
Salaries & Wages	\$ 237,061.00		\$ 211,492.00
Part-Time Salaries			\$ -
Longevity	\$ 1,415.00		\$ 813.00
401 (k)	\$ 11,854.00		\$ 10,616.00
FICA	\$ 18,136.00		\$ 16,242.00
Retirement	\$ 35,915.00		\$ 30,572.00
Group Insurance	\$ 46,794.00		\$ 32,613.00
Life Insurance	\$ 388.00		\$ 386.00
Dental	\$ 1,630.00		\$ 1,467.00
Unemployment Insurance	\$ 750.00		\$ 750.00
Other Prof. Services	\$ -		\$ -
Supplies	\$ 3,000.00		\$ 3,000.00
Travel/Training	\$ 10,000.00		\$ 10,000.00
Contract Services	\$ 1,000.00		\$ 1,000.00
Dues & Subscriptions	\$ 6,000.00		\$ 5,600.00
Non-Capital Equipment	\$ 3,000.00		\$ 2,400.00
Uniforms	\$ 750.00		\$ 750.00
<b>Total Expenditures</b>	<b>\$377,693.00</b>		<b>\$327,701.00</b>

TOWN OF FRANKLIN, NORTH CAROLINA			
<b>General Fund</b>	<b>SCHEDULE 2</b>		
<b>Detail Budget of Expenditures</b>	<b>PAGE 4</b>		
<b>Tax Billing</b>	<b>FY 2026-2027</b>		<b>FY 2025-2026</b>
Salaries & Wages	\$ 66,640.00		\$ 56,389.00
Longevity	\$ 628.00		\$ 537.00
401 (k)	\$ 3,332.00		\$ 2,847.00
FICA	\$ 5,098.00		\$ 4,355.00
Retirement	\$ 10,096.00		\$ 8,198.00
Group Insurance	\$ 12,620.00		\$ 9,658.00
Life Insurance	\$ 130.00		\$ 129.00
Dental	\$ 544.00		\$ 489.00
Unemployment Insurance	\$ 250.00		\$ 500.00
Uniforms	\$ 250.00		\$ 250.00
Supplies	\$ 1,800.00		\$ 1,800.00
Travel/Training	\$ 6,500.00		\$ 3,600.00
Dues & Subscriptions	\$ 400.00		\$ 400.00
Tax Overpayments & Refunds	\$ 3,000.00		\$ 3,000.00
<b>Total Expenditures</b>	<b>\$111,288.00</b>		<b>\$92,152.00</b>

<b>TOWN OF FRANKLIN, NORTH CAROLINA</b>			
<b>General Fund</b>	<b>SCHEDULE 2</b>		
<b>Detail Budget of Expenditures</b>	<b>PAGE 5</b>		
<b>Legal &amp; Elections</b>	<b>FY 2026-2027</b>		<b>FY 2025-2026</b>
Professional Services- Legal	\$ 65,000.00		\$ 65,000.00
Elections Expense	\$ -		\$ 8,000.00
Legal Advertising	\$ 5,000.00		\$ 7,000.00
<b>Total Expenditures</b>	<b>\$70,000.00</b>		<b>\$80,000.00</b>

TOWN OF FRANKLIN, NORTH CAROLINA		
General Fund	SCHEDULE 2	
Detail Budget of Expenditures	PAGE 6	
Facilities:	FY 2026-2027	FY 2025-2026
Salaries & Wages	\$ 85,174.00	\$ 82,116.00
Overtime	\$ 1,500.00	\$ 2,100.00
Longevity	\$ 225.00	\$ -
401 (k)	\$ 4,331.00	\$ 4,209.00
FICA	\$ 6,627.00	\$ 8,449.00
Retirement	\$ 13,123.00	\$ 12,121.00
Group Insurance	\$ 25,240.00	\$ 27,662.00
Life Insurance	\$ 259.00	\$ 258.00
Dental	\$ 1,087.00	\$ 978.00
Unemployment Insurance	\$ 500.00	\$ 500.00
Uniforms	\$ 2,500.00	\$ 2,000.00
Supplies	\$ 10,000.00	\$ 10,000.00
Travel/Training	\$ 500.00	\$ 2,000.00
Telephone	\$ 11,000.00	\$ 11,000.00
Postage	\$ 8,500.00	\$ 6,000.00
Utilities	\$ 13,000.00	\$ 13,000.00
Building Maintenance	\$ 10,550.00	\$ 10,500.00
Equipment Maintenance	\$ 8,500.00	\$ 4,000.00
Memorial Park	\$ 4,000.00	\$ 5,000.00
Property Maintenance	\$ 7,500.00	\$ -
Vehicle Maintenance	\$ 4,200.00	\$ 2,500.00
Fuel	\$ 3,000.00	\$ 3,000.00
Contract Services	\$ 7,300.00	\$ 7,300.00
Insurance & Bonds	\$ 148,500.00	\$ 135,000.00
Non-Capital Equipment		\$ -
Capital Outlay Vehicle	\$ 30,000.00	\$ -
Capital Outlay Equipment	\$ 50,000.00	\$ -
Beautification/Landscape Supplies	\$ 4,000.00	\$ 4,000.00
GASB	\$ 43,740.00	\$ 74,390.00
<b>Total Expenditures</b>	<b>\$504,856.00</b>	<b>\$428,083.00</b>

TOWN OF FRANKLIN, NORTH CAROLINA			
<b>General Fund</b>	<b>SCHEDULE 2</b>		
<b>Detail Budget of Expenditures</b>	<b>PAGE 7</b>		
<b>IT:</b>	<b>FY 2026-2027</b>		<b>FY 2025-2026</b>
Supplies	\$ 9,000.00		\$ 9,000.00
Utilities	\$ 8,500.00		\$ 8,100.00
Contract Services	\$ 136,000.00		\$ 56,400.00
Computer Software/Relicense Fees	\$ 41,170.00		\$ 18,000.00
Non-Capital Outlay Equipment	\$ 2,000.00		\$ 3,500.00
Capital Outlay Equipment	\$ 130,000.00		\$ 25,000.00
<b>Total Expenditures</b>	<b>\$ 326,670.00</b>		<b>\$ 120,000.00</b>

TOWN OF FRANKLIN, NORTH CAROLINA			
<b>General Fund</b>	<b>SCHEDULE 2</b>		
<b>Detail Budget of Expenditures</b>	<b>PAGE 8</b>		
<b>Police:</b>	<b>FY 2026-2027</b>		<b>FY 2025-2026</b>
Salaries & Wages	\$ 1,101,368.00		\$ 1,061,147.00
Part-Time Salaries	\$ 14,000.00		\$ 14,000.00
Overtime	\$ 15,000.00		\$ 15,000.00
Longevity	\$ 10,272.00		\$ 13,047.00
401 (k)- Law Enforcement	\$ 53,434.00		\$ 52,124.00
401 (k)- General	\$ 2,386.00		\$ 2,340.00
FICA	\$ 86,474.00		\$ 84,820.00
Retirement- General	\$ 7,228.00		\$ 6,739.00
Retirement-LEO	\$ 182,078.00		\$ 167,838.00
Group Insurance	\$ 226,819.00		\$ 208,358.00
Life Insurance	\$ 2,199.00		\$ 2,328.00
Dental Insurance	\$ 9,233.00		\$ 8,797.00
Unemployment Insurance	\$ 4,000.00		\$ 4,000.00
Employee/Community Relations	\$ 5,000.00		\$ 5,000.00
Uniforms	\$ 23,000.00		\$ 23,000.00
Supplies	\$ 16,000.00		\$ 16,000.00
Travel/Training	\$ 13,000.00		\$ 13,000.00
Telephone	\$ 2,592.00		\$ 1,900.00
Other Communications	\$ 7,002.00		\$ 6,900.00
Utilities	\$ 20,000.00		\$ 20,000.00
Building Maintenance	\$ 3,000.00		\$ 3,000.00
Equipment Maintenance	\$ 8,400.00		\$ 3,400.00
Vehicle Maintenance	\$ 40,300.00		\$ 27,910.00
Fuel	\$ 42,000.00		\$ 42,000.00
Contract Services	\$ 32,000.00		\$ 24,655.00
Insurance & Bonds	\$ -		\$ -
Lease-Mobile Data Terminals	\$ -		\$ -
Dues & Subscriptions	\$ 1,230.00		\$ 1,430.00
ABC Law Enforcement Funds	\$ 5,000.00		\$ 5,000.00
K-9 Program PD	\$ -		\$ 1,000.00
Non- Capital Equipment	\$ 38,000.00		\$ 40,300.00
Capital Outlay Equipment	\$ 23,200.00		\$ 19,250.00
Capital Outlay Vehicle	\$ 84,000.00		\$ 80,000.00
<b>Total Expenditures</b>	<b>\$ 2,078,215.00</b>		<b>\$ 1,974,283.00</b>

<b>TOWN OF FRANKLIN, NORTH CAROLINA</b>			
<b>General Fund</b>	<b>SCHEDULE 2</b>		
<b>Detail Budget of Expenditures</b>	<b>PAGE 9</b>		
<b>Law Enforcement Officer Separation:</b>	<b>FY 2026-2027</b>		<b>FY 2025-2026</b>
Separation Pay	\$ 117,484.00		\$ 101,681.00
FICA	\$ 8,990.00		\$ 7,780.00
<b>Total Expenditures</b>	<b>\$ 126,474.00</b>		<b>\$ 109,461.00</b>

TOWN OF FRANKLIN, NORTH CAROLINA			
<b>General Fund</b>	<b>SCHEDULE 2</b>		
<b>Detail Budget of Expenditures</b>	<b>PAGE 10</b>		
<b>Streets &amp; Maintenance:</b>	<b>FY 2026-2027</b>		<b>FY 2025-2026</b>
Salaries & Wages	\$ 225,193.00		\$ 182,261.00
Part-Time Salaries	\$ 41,500.00		\$ 41,500.00
Overtime	\$ 3,200.00		\$ 3,200.00
Longevity	\$ 1,803.00		\$ 1,408.00
401 (k)	\$ 11,449.00		\$ 9,057.00
FICA	\$ 21,095.00		\$ 17,031.00
Retirement	\$ 34,689.00		\$ 26,692.00
Group Insurance	\$ 76,184.00		\$ 46,952.00
Life Insurance	\$ 647.00		\$ 515.00
Dental Insurance	\$ 2,716.00		\$ 1,955.00
Unemployment Insurance	\$ 500.00		\$ 500.00
Other Professional Services	\$ 10,000.00		\$ 25,000.00
Uniforms	\$ 8,320.00		\$ 7,200.00
Supplies	\$ 11,500.00		\$ 11,500.00
Travel/Training	\$ 2,750.00		\$ 3,940.00
Utilities	\$ 172,500.00		\$ 150,000.00
Equipment Maintenance	\$ 12,000.00		\$ 12,000.00
Vehicle Maintenance	\$ 6,900.00		\$ 4,500.00
Beautification	\$ 13,500.00		\$ 42,000.00
Macon County Dumping Fees	\$ 4,500.00		\$ 3,500.00
Recreational Supplies	\$ 5,500.00		\$ 10,000.00
Fuel	\$ 14,000.00		\$ 14,000.00
Contract Services	\$ -		\$ 2,600.00
Lease Payment	\$ -		\$ -
Non-Capital Equipment	\$ 6,700.00		\$ 2,000.00
Capital Outlay Vehicle	\$ 45,000.00		\$ -
Capital Outlay Equipment	\$ -		
Capital Outlay Recreation	\$ 85,000.00		\$ 227,443.00
Capital Outlay Improvements	\$ 388,000.00		\$ 175,000.00
<b>Total Expenditures:</b>	<b>\$ 1,205,146.00</b>		<b>\$ 1,021,754.00</b>

TOWN OF FRANKLIN, NORTH CAROLINA			
<b>General Fund</b>	<b>SCHEDULE 2</b>		
<b>Detail Budget of Expenditures</b>	<b>PAGE 11</b>		
<b>Powell Bill:</b>	<b>FY 2026-2027</b>		<b>FY 2025-2026</b>
Supplies	\$ 12,000.00		\$ 5,000.00
Other Repairs & Services	\$ 9,000.00		\$ 9,000.00
Other Services	\$ 22,500.00		\$ 10,000.00
Capital Outlay- Equipment	\$ 36,000.00		\$ 19,000.00
Capital Outlay- Vehicles	\$ -		\$ -
Capital Outlay- Improvements	\$ 60,500.00		\$ 97,000.00
<b>Total Expenditures</b>	<b>\$ 140,000.00</b>		<b>\$140,000.00</b>

<b>TOWN OF FRANKLIN, NORTH CAROLINA</b>			
<b>General Fund</b>	<b>SCHEDULE 2</b>		
<b>Detail Budget of Expenditures</b>	<b>PAGE 12</b>		
<b>Planning &amp; Economic Development:</b>	<b>FY 2026-2027</b>		<b>FY 2025-2026</b>
Salaries & Wages	\$ 146,267.00		\$ 134,334.00
Longevity	\$ 1,934.00		\$ 1,214.00
401 (k)	\$ 7,074.00		\$ 6,508.00
FICA	\$ 11,190.00		\$ 10,370.00
Retirement	\$ 21,433.00		\$ 18,742.00
Group Insurance	\$ 35,600.00		\$ 29,939.00
Life Insurance	\$ 259.00		\$ 258.00
Dental	\$ 1,087.00		\$ 978.00
Unemployment Insurance	\$ 500.00		\$ 500.00
Other Professional Services	\$ 10,000.00		\$ 16,000.00
Supplies	\$ 2,000.00		\$ 2,000.00
Travel/Training	\$ 1,000.00		\$ 6,500.00
Vehicle Maintenance	\$ 750.00		\$ 500.00
Fuel	\$ 1,000.00		\$ 1,000.00
Dues & Subscriptions	\$ 600.00		\$ 500.00
Tourism Development Authority	\$ 180,000.00		\$ 180,000.00
Capital Outlay Equipment	\$ -		\$ 7,000.00
Capital Outlay Vehicles	\$ -		\$ -
<b>Total Expenditures</b>	<b>\$ 420,694.00</b>		<b>\$ 416,343.00</b>

<b>TOWN OF FRANKLIN, NORTH CAROLINA</b>			
<b>General Fund</b>	<b>SCHEDULE 2</b>		
<b>Detail Budget of Expenditures</b>	<b>PAGE 13</b>		
<b>Festivals &amp; Events:</b>	<b>FY 2026-2027</b>		<b>FY 2025-2026</b>
Supplies	\$ 37,500.00		\$ 35,500.00
Advertising	\$ 3,000.00		\$ 5,000.00
Contracted Services	\$ 52,700.00		\$ 58,500.00
Dues & Subscriptions			\$ -
Non-Capital Equipment			\$ -
Gazebo Decoration Display	\$ 20,000.00		\$ 20,000.00
Contribution			\$ -
Capital Outlay Equipment			\$ -
Picking on the Square	\$ 10,000.00		\$ 10,000.00
<b>Total Expenditures</b>	<b>\$ 123,200.00</b>		<b>\$ 129,000.00</b>

TOWN OF FRANKLIN, NORTH CAROLINA			
<b>General Fund</b>	<b>SCHEDULE 2</b>		
<b>Detail Budget of Expenditures</b>	<b>PAGE 14</b>		
<b>Fleet Maintenance</b>	<b>FY 2026-2027</b>		<b>FY 2025-2026</b>
Salaries & Wages	\$ 53,792.00		
Longevity	\$ -		
401 (k)	\$ 2,692.00		
FICA	\$ 4,283.00		
Retirement	\$ 8,155.00		
Group Insurance	\$ 12,620.00		
Life Insurance	\$ 130.00		
Dental Insurance	\$ 544.00		
Unemployment Insurance	\$ 250.00		
Uniforms	\$ 980.00		
Supplies	\$ 5,000.00		
Travel/Training	\$ 1,200.00		
Vehicle Maintenance	\$ 1,000.00		
Fuel	\$ 1,800.00		
Contract Services	\$ 1,650.00		
Non-Capital Equipment	\$ 15,000.00		
<b>Total Expenditures:</b>	<b>\$ 109,096.00</b>		<b>\$ -</b>

<b>TOWN OF FRANKLIN, NORTH CAROLINA</b>			
<b>General Fund</b>	<b>SCHEDULE 2</b>		
<b>Detail Budget of Expenditures</b>	<b>PAGE 15</b>		
<b>Retiree Insurance</b>	<b>FY 2026-2027</b>		<b>FY 2025-2026</b>
Group Insurance	\$ 96,409.00		\$ 88,618.00
<b>Total Expenditures</b>	<b>\$ 96,409.00</b>		<b>\$ 88,618.00</b>

<b>TOWN OF FRANKLIN, NORTH CAROLINA</b>			
<b>General Fund</b>	<b>SCHEDULE 2</b>		
<b>Detail Budget of Expenditures</b>	<b>PAGE 16</b>		
<b>Debt Service:</b>	<b>FY 2026-2027</b>		<b>FY 2025-2026</b>
Principal	\$ -		\$ -
Interest	\$ -		\$ -
<b>Total Debt Service</b>	<b>\$ -</b>		<b>\$ -</b>
<b>Contingency:</b>			
Contingency	\$ 30,000.00		\$ 30,000.00
<b>Total Contingency</b>	<b>\$ 30,000.00</b>		<b>\$ 30,000.00</b>
<b>Total Appropriations</b>	<b>\$ 6,598,296.00</b>		<b>\$ 5,197,500.00</b>

TOWN OF FRANKLIN, NORTH CAROLINA			
<b>Tourism Development Fund</b>	<b>SCHEDULE 5</b>		
<b>Detail Budget of Expenditures</b>	<b>PAGE 1</b>		
<b>Revenues:</b>	<b>FY 2026-2027</b>		<b>FY 2025-2026</b>
Local Occupancy Tax	\$180,000.00		\$180,000.00
Appropriated Fund Balance	\$45,000.00		\$0.00
<b>Total Revenues:</b>	<b>\$225,000.00</b>		<b>\$180,000.00</b>
<b>Expenditures:</b>			
Tourism Development Authority	\$225,000.00		\$180,000.00
<b>Total Expenditures:</b>	<b>\$225,000.00</b>		<b>\$180,000.00</b>

TOWN OF FRANKLIN, NORTH CAROLINA			
<b>Water &amp; Sewer Enterprise</b>	<b>SCHEDULE 4</b>		<b>SCHEDULE 4</b>
<b>Detail Budget of Expenditures</b>	<b>PAGE 1</b>		<b>PAGE 1</b>
<b>Revenues:</b>	<b>FY 2026-2027</b>		<b>FY 2025-2026</b>
Utility Fees	\$ 4,900,000.00		\$ 4,446,750.00
Taps & Connections	\$ 50,000.00		\$ 25,000.00
Reconnections	\$ 18,000.00		\$ 15,000.00
Availability Fees	\$ 50,000.00		\$ 20,000.00
Dumping Fees	\$ 70,000.00		\$ 70,000.00
Macon County	\$ 48,500.00		\$ 44,000.00
Investment Earnings	\$ 70,000.00		\$ 40,000.00
Sale of Material & Assets			\$ -
Miscellaneous	\$ 50,000.00		\$ 1,000.00
Insurance Settlements			\$ -
Retained Earnings	\$ 228,884.00		\$ 729,071.79
<b>Total Revenues:</b>	<b>\$ 5,485,384.00</b>		<b>\$ 5,390,821.79</b>
Salaries & Wages	\$ 1,300,564.00		\$ 1,230,238.00
Part-Time Salaries			\$ -
Overtime	\$ 15,000.00		\$ 15,000.00
Longevity	\$ 10,677.00		\$ 9,063.00
401K-General	\$ 65,779.00		\$ 62,698.00
FICA	\$ 100,641.00		\$ 95,927.00
Retirement	\$ 199,308.00		\$ 180,568.00
Group Insurance	\$ 326,134.00		\$ 262,667.00
Life Insurance	\$ 2,974.00		\$ 2,958.00
Dental Insurance	\$ 12,491.00		\$ 11,240.00
Retiree Insurance	\$ 33,000.00		\$ 27,036.00
Unemployment Insurance	\$ 5,000.00		\$ 5,000.00
Other Professional Services	\$ 77,500.00		\$ 64,000.00
Employee Relations	\$ 2,500.00		\$ 2,500.00
Supplies	\$ 134,400.00		\$ 128,725.00
Telephone	\$ 13,800.00		\$ 12,300.00
Postage	\$ 25,000.00		\$ 20,000.00
Other Communications	\$ 1,400.00		\$ 1,320.00
Utilities	\$ 280,000.00		\$ 270,000.00
Water Tank Maintenance	\$ 78,000.00		\$ 76,000.00
Fuel	\$ 55,000.00		\$ 55,000.00
Insurance & Bonds	\$ 90,750.00		\$ 82,500.00
Fleet Reimbursement	\$ 38,184.00		
Administration Reimbursement	\$ 97,500.00		\$ 87,500.00

Capital Outlay-Equipment	\$	204,000.00		\$	36,800.00
Capital Outlay-Vehicle	\$	215,000.00		\$	80,000.00
Macon County Debt Service	\$	36,000.00		\$	36,000.00
License/Dues/Subscriptions	\$	20,800.00		\$	18,660.00
Uniforms	\$	24,100.00		\$	22,125.00
Lab Supplies	\$	61,500.00		\$	57,000.00
Chemicals	\$	155,600.00		\$	146,300.00
Travel/ Training	\$	18,700.00		\$	15,700.00
Building Maintenance	\$	25,800.00		\$	24,500.00
Equipment Maintenance	\$	131,500.00		\$	156,400.00
Vehicle Maintenance	\$	31,500.00		\$	27,500.00
Contract Services	\$	96,000.00		\$	94,340.00
Capital Outlay Improvements	\$	255,000.00		\$	200,000.00
Capital Outlay -Sewer Lines	\$	50,000.00		\$	44,000.00
Capital Outlay-Water Lines	\$	32,000.00		\$	656,155.00
CIP- Water Meters	\$	260,200.00		\$	243,375.00
CIP- Fire Hydrants	\$	21,300.00		\$	15,000.00
Principal	\$	518,224.00		\$	413,223.85
Interest	\$	190,058.00		\$	50,762.94
Non-Capital Equipment	\$	43,500.00		\$	13,945.00
Reserve/Pump Lagoons	\$	50,000.00		\$	250,000.00
Macon County Dumping Fee	\$	2,000.00		\$	-
Transfer Out				\$	-
GASB 87	\$	37,200.00		\$	57,015.00
GASB 96	\$	39,800.00		\$	29,780.00
<b>Total Expenditures:</b>	<b>\$</b>	<b>5,485,384.00</b>		<b>\$</b>	<b>5,390,821.79</b>

TOWN OF FRANKLIN, NORTH CAROLINA		
Fire Department Fund	SCHEDULE 3	
Detail Budget of Expenditures	PAGE 1	
<b>Revenues:</b>	<b>FY 2026-2027</b>	<b>FY 2025-2026</b>
Fire Tax	\$ 1,705,443.00	\$ 1,660,257.00
Contributions and Donations		\$ -
Rents	\$ 5,000.00	\$ 5,000.00
Miscellaneous		\$ -
FEMA-Fire Grant-SAFER		\$ -
Refunds		\$ -
Insurance Settlements		\$ -
Vending Receipts		\$ -
Fund Balance Appropriated	\$ 75,000.00	\$ -
<b>Total Revenues:</b>	<b>\$1,785,443.00</b>	<b>\$1,665,257.00</b>
Salaries & Wages	\$ 678,076.00	\$ 573,095.00
Part-Time Salaries	\$ 45,000.00	\$ 21,000.00
Overtime	\$ 52,000.00	\$ 52,000.00
Longevity	\$ 9,899.00	\$ 3,908.00
Fire Call Pay	\$ 32,000.00	\$ 32,000.00
401K- General	\$ 36,504.00	\$ 30,540.00
Retirement Fund	\$ 14,000.00	\$ 14,000.00
FICA	\$ 59,294.00	\$ 50,780.00
Retirement	\$ 110,607.00	\$ 87,954.00
Group Insurance	\$ 140,000.00	\$ 106,751.00
Life Insurance	\$ 1,294.00	\$ 1,286.00
Dental Insurance	\$ 5,431.00	\$ 4,887.00
Unemployment Insurance	\$ 1,000.00	\$ 1,000.00
Employee/Community Relations	\$ 16,000.00	\$ 14,500.00
Uniforms	\$ 15,200.00	\$ 10,080.00
Supplies	\$ 13,000.00	\$ 13,000.00
Computer Supplies		\$ -
Travel/Training	\$ 8,500.00	\$ 4,500.00
Telephone	\$ 7,600.00	\$ 2,240.00
Utilities	\$ 21,000.00	\$ 22,000.00
Building Maintenance	\$ 15,000.00	\$ 10,000.00
Equipment Maintenance	\$ 16,700.00	\$ 9,850.00
Vehicle Maintenance	\$ 55,000.00	\$ 55,000.00
Vintage Vehicle Maintenance		\$ -
Fuel	\$ 16,500.00	\$ 16,500.00
Contract Services	\$ 1,700.00	\$ 3,600.00
Insurance & Bonds	\$ 40,700.00	\$ 37,000.00
Dues & Subscriptions	\$ 7,850.00	\$ 5,780.00
Non- Capital Equipment	\$ 96,000.00	\$ 26,500.00
Capital Outlay-Reserve	\$ 84,007.00	\$ 409,063.67
Capital Outlay-Vehicles	\$ 50,000.00	
Capital Outlay- Equipment	\$ 85,000.00	\$ -
FEMA-Fire Grant-SAFER		
Fleet Reimbursement	\$ 6,545.00	
Principal	\$ 40,000.00	\$ 40,000.00
Interest	\$ 4,036.00	\$ 4,842.33
Lease		\$ 1,600.00
<b>Total Expenditures:</b>	<b>\$ 1,785,443.00</b>	<b>\$ 1,665,257.00</b>

# Proposed Fee Schedule FY 2026-2027

\*Proposed Changes are indicated in **RED**

Administration/Finance/Tax Department Proposed Fee Schedule	
Description	Fee
Returned Check Fee	\$25
Returned ACH/Draft Fee	\$25
Occupant Change Fee	\$25
Memorial Park Rental Fee *Requires \$50 refundable deposit	\$100
Minimum Utility Acct Refund	\$5
<b>Paper Billing Statement Fee</b>	<b>\$2</b>
Credit Card Fees	2.5% of Transaction
Special Events Fees	\$75 per vendor
Special Events Fees (Nonprofit)	\$25 per non-profit
Business Registration Fee	\$10
On Premise Wine	\$15
Off Premise Wine	\$10
On Premise Beer	\$15
Off Premise Beer	\$5
CD or DVD	\$5
Copies - Other info not specified	Minimum \$2 (1-10 copies) plus 20 cents each additional copy over 10

Fire Department Proposed Fee Schedule	
<p>The following fees are intended to recoup cost for the delivery of services in support of Special Events, Temporary Uses, and unique emergency situations (including but not limited to bomb threats, hazardous materials events, manhunts, and other unique calls for service). The specific mechanism and timing of fee recovery will be determined by the applicable department heads on a case-by-case basis.</p>	
Description	Fee
Hydrant flow/pressure testing - per hydrant	\$75
<b>Fire Department Deployment of Personnel, Apparatus, &amp; Equipment</b>	
Officer	\$35/hour
Firefighter	\$30/Hour
Light Duty/Support Vehicle	\$20/Hour
Fire Engine/Tanker	\$150/Hour
Ladder Truck	\$200/Hour
Materials Used	Actual Cost + 20%
Off Duty/Call Back Personnel	Hourly rate x 2
<b>False Alarms - Applied after 3 or more false alarms within a month</b>	
Residential	\$75
Business/Assembly	\$100
Educational/Industrial	\$150
<b>Administrative</b>	
Request for incident reports from Insurance Company	\$5

<b>Police Department Proposed Fee Schedule</b>	
<b>Description - Precious Metals</b>	<b>Fee</b>
Initial Application	\$180
License (each)	\$10
Employee Background (each)	\$38
Annual Renewal	\$180
<b>False Alarm</b>	
False Alarm (after first)	\$100
<b>Traffic Code Capters 70-74 Violations</b>	
First citation	\$25
Second citation for same offense	\$100
Third and subsequent citation for same offense	\$200
<b>Animal Offenses Chapter 91 Violations</b>	
	\$50 max
<b>Noise Ordinance Chapter 94 Violations</b>	
First citation	\$25
Second citation for same offense	\$100
Third and subsequent citation for same offense	\$200
<b>Streets and Sidewalk Chapter 95 Violations</b>	
	\$50 max
<b>General Offenses Chapter 130 Violations</b>	
	\$50 max
<b>Miscellaneous</b>	
Carfax Report	10 Individual/\$20 Third Party
Off-Duty Officer Pay (3 Hour minimum)	\$40/Hour

Public Works Department Proposed Fee Schedule		
<b>Water and Sewer Account Fees</b>		<b>Fee</b>
Deposit For Accounts		Good Credit \$100
		Fair Credit \$150
		Poor Credit \$200
Occupancy Change Fee		\$25
Reconnect Fee Inside		\$50
Reconnect Fee Outside		\$75
<b>Penalties (Late payments)</b>		<b>5.00%</b>
<b>Engineer Review Fee's</b>		
Line Extensions (Staff Review)		\$300
Line Extensions (Engineering Firm)		Cost
<b>Backflow Cross-Connection</b>		
Violation of Ordinance		\$1,000 Per Violation/Per Day
Falsifying Records/Reports for Testing		\$1,000 Per Violation
<b>Meters and Hydrants</b>		<b>Fee</b>
Turn On/Off Meter During Business Hours (Customer Request)(Non-Emergency)		\$40.00
Turn On/Off Meter After Business Hours (Customer Request)		\$100.00
<b>Reinstallation Fee</b>		<b>\$250.00</b>
Meter Replacement (Customer Request)		Cost Plus 10%
Meter Relocation Fee		Cost Plus 10%
Fire Hydrant Installation		Cost Plus 10%
Illegal Use of Fire Hydrant/Tampering Fee		\$500 + Damages
Chemical Analysis of Water (Customer Request)		Cost Plus 10%
<b>Bulk Water</b>		<b>Fee</b>
2 Inch Hydrant Meter Base Charge (18,000 Gallons)		\$443.40
3/4 Inch Hydrant Meter Base Charge (1,000 Gallons)		\$52.40
Volume Charge Per 1,000 Gallons		\$8.10
<b>Wastewater Services</b>		<b>Fee</b>
Septic Truck Dumping Fee (Per Gallon)		<b>\$0.14</b>
Late Payment Fee for Septic Truck Dumping Fee		1.5% of balance due
RV/Camper Dumping Fee (Each)		\$50.00
Surcharge BOD In Excess of Local Limits (Per LB)		\$0.25
Surcharge TSS In Excess of Local Limits (Per LB)		\$0.15
<b>Damaged Utilities</b>		<b>Per/Hr</b>
Utilities Damaged by Customer or Contractor		Cost of Equipment, Manpower and Supplies
<b>Equipment Use (Minimum One Hour)</b>		<b>Per/Hr</b>
Rubber-Tired Backhoe		\$60
Mini-Excavator		\$58
Vac Truck		\$90
Dump Truck Small		\$24
Dump Truck Large		\$42
Sewer Camera		\$60
Air Compressor		\$24
Soil Tamp		\$24
Street Sweeper		\$90
<b>Manpower Use (Min One Hour)</b>		<b>Per/Hr</b>
Town Employees		Job Title Payrate Midpoint

Water and Sewer Rates Residential					
		FY 25/26		FY 26/27	
Size	Min. Gallons	Inside	Outside	Inside	Outside
3/4"	1,000	\$24.26	\$48.51	\$25.47	\$50.94
1 Inch	6,000	\$80.10	\$165.06	\$84.11	\$173.31
2 Inch	18,000	\$223.84	\$461.20	\$235.03	\$484.26
4 inch	24,000	\$351.28	\$724.31	\$368.84	\$760.53
6 Inch	30,000	\$511.15	\$1,053.02	\$536.71	\$1,105.67
8 Inch and Above					Set By Engineering Study
Volume Charge Water Per 1,000 Gallons		\$4.39	\$9.13	\$4.61	\$9.59
Sewer Base Charge		\$11.44	\$22.87	\$12.01	\$24.01
Volume Charge Sewer Per 1,000 Gallons		\$5.78	\$8.90	\$6.07	\$9.35
Water and Sewer Rates Commercial					
		FY 25/26		FY 26/27	
Size	Min. Gallons	Inside	Outside	Inside	Outside
3/4 Inch	1,000	\$32.16	\$66.30	\$33.77	\$69.62
1 Inch	6,000	\$104.01	\$214.37	\$109.21	\$225.09
1.5 Inch	12,000	\$175.91	\$351.18	\$184.71	\$368.74
2 Inch	18,000	\$271.78	\$534.49	\$285.37	\$561.21
4 inch	24,000	\$431.45	\$848.48	\$453.02	\$890.90
6 Inch	30,000	\$591.07	\$1,162.37	\$620.62	\$1,220.49
8 Inch and Above					Set By Engineering Study
Volume Charge Water Per 1,000 Gallons		\$5.03	\$9.92	\$5.28	\$10.42
Sewer Base Charge		\$12.24	\$24.15	\$12.85	\$25.36
Volume Charge Sewer Per 100 Gallons		\$5.78	\$11.25	\$6.07	\$11.81
Water & Sewer Tap Fee Schedule					
	Size/Other	Inside	Outside		
Water	3/4 Inch	\$1,380	\$2,760	Plus Materials & Accessories	
Water	1 Inch	\$1,725	\$3,450	Plus Materials & Accessories	
Water	2 Inch	\$2,300	\$4,600	Plus Materials & Accessories	
Water	4 Inch	\$3,163	\$6,325	Plus Materials & Accessories	
Water	6 inch	\$3,795	\$7,590	Plus Materials & Accessories	
Water	8 Inch	\$4,428	\$8,855	Plus Materials & Accessories	
Water	10 Inch and Above			Set By Engineering Study	
Water	Crossing Road (Punch)	\$300	\$600		
Water	Cutting Road	\$600	\$1,200		
Sewer	4 Inch	\$880	\$1,760	Plus Materials & Accessories	
Sewer	6 Inch	\$1,100	\$2,200	Plus Materials & Accessories	
Sewer	8 Inch	\$1,320	\$2,640	Plus Materials & Accessories	
Sewer	10 Inch and Above			Set By Engineering Study	
Sewer	Cutting Road	\$600	\$1,200		
Availability Fee Schedule					
	Water Meter Size	Water	Sewer		
Size/Fee	3/4 Inch	\$735	\$1,155		
Size/Fee	1 Inch	\$1,838	\$2,888		
Size/Fee	2 Inch	\$5,880	\$9,240		
Size/Fee	3 Inch	\$11,025	\$17,325		
Size/Fee	4 Inch	\$18,375	\$28,875		
Size/Fee	6 inch	\$44,100	\$69,300		
Size/Fee	8 Inch	\$55,125	\$86,625		
Size/Fee	10 Inch	\$73,500	\$105,000		
Size/Fee	12 Inch	\$91,875	\$144,375		
Street Services					
Leaf Pickup (One Free per calendar year)					\$50.00
Brush Pickup (One Free per calendar year)					\$50.00

Planning and Zoning Proposed Fee Schedule	
If work is commenced before obtaining the proper permits then permit fee doubles. Square Foot Area is gross are of building or sign, no exclusions. Applicants are responsible for all advertising and administrative costs.	
Description	Fee
Annexation - Satellite	\$500
Sign Permits	\$40 + \$.25 per square foot

<b>Land Development Permits</b>	
Single Family Detached + Additions	\$50
Accessory Building on SF Lot up to 12'X12'	\$20
Mult-Family (per unit)	\$25
Apartment Buildings (per apartment)	\$15
Commercial in C-1 Downtown	\$75
Commercial in C-2 Other area	\$100
Commercial in C-3 - Highway	\$150
Industrial	\$200
NMU, TND, & MICR per commercial unit	\$75
Zoning Compliance Letter	\$25
<b>Site Plan Review &amp; Development Permit</b>	
Preliminary	\$100
Final	\$100
<b>Subdivisions</b>	
Minor - Residential 2 Lots	\$100
Major - Residential 3 to 25 Lots	\$250
Major - Residential 26+ Lots	\$250 + \$15/lot >25
Commercial/Industrial	\$300
<b>Amendment Text</b>	\$75
<b>Appeals</b>	\$100
<b>Rezoning to:</b>	
R-1 to R-2	\$50
NMU, TND, MICR, PUD, & UV	\$150
C-1, C-2, C-3, or I-1	\$200
<b>Special Use Permit</b>	\$500
<b>Conditional Use Permit</b>	\$500
<b>Temporary Use Permit</b>	\$50
<b>Variance</b>	\$300
<b>Flood Permit</b>	\$50
<b>Copies</b>	\$0.10
<b>Large Maps 36x36</b>	\$10
<b>Zoning Violation per day</b>	\$500
<b>Sign Violations per day</b>	\$50
<b>Wireless Tel Comm Substantial Modification</b>	\$5,000
<b>Wireless Tel Comm Eligible Facility</b>	\$1,000

Proposed  
Capital Improvement  
Plan  
FY 2027 - 2031

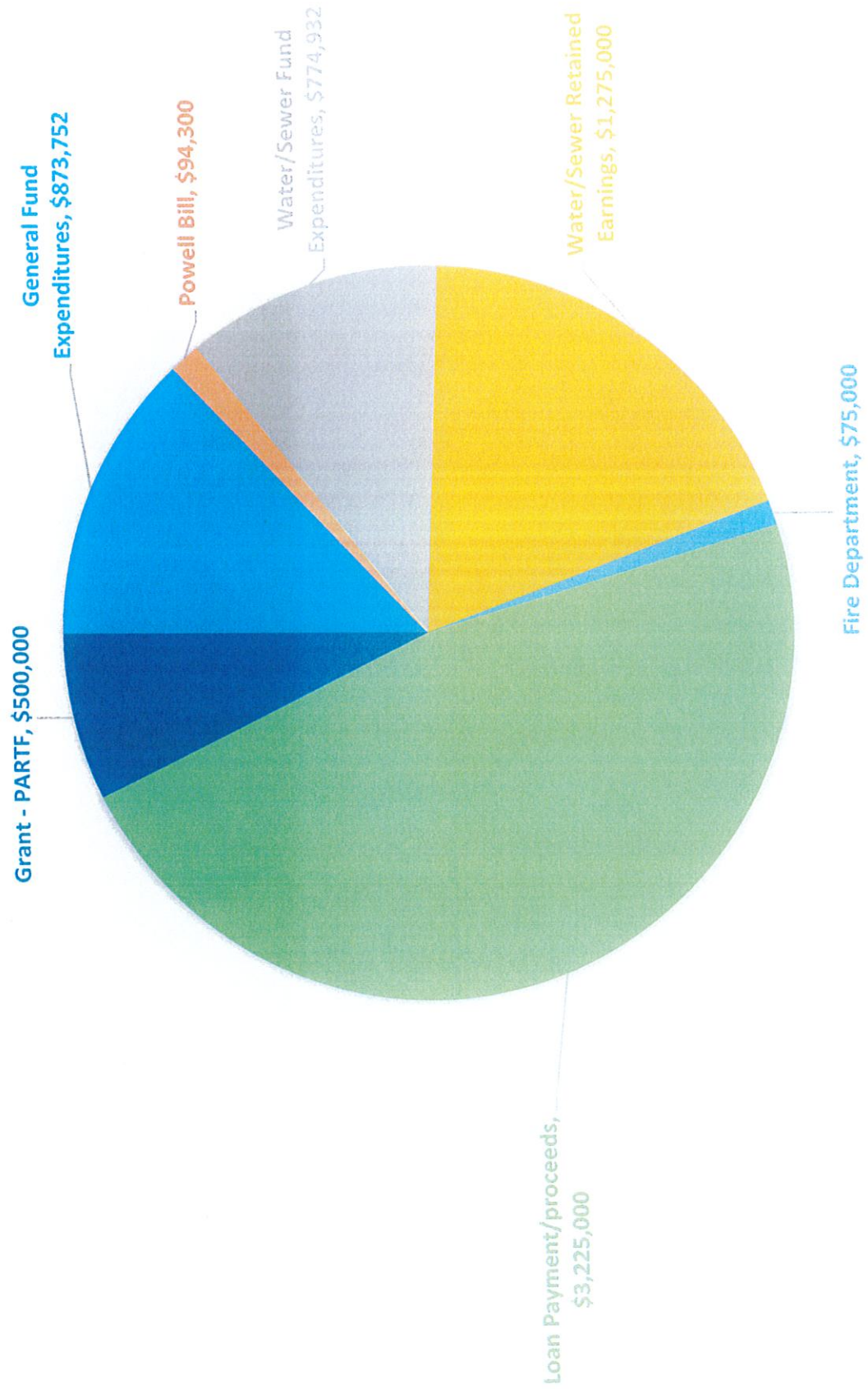
## FY 2026-2027 Capital Improvement Plan

	Request	Funding Source
Administration - CIP FY 2026-2027		
Sunnyside Inclusive Play Area	\$233,752	General Fund
Sunnyside Inclusive Play Area	\$500,000	PARTF GRANT
Sunnyside Inclusive Play Area - Fencing	\$20,000	General Fund
Facilities - CIP FY 2026-2027		
Generator - Town Hall	\$35,000	General Fund
Replacement Vehicle	\$30,000	General Fund
Governing Board - CIP FY 2026-2027		
IT - CIP FY 2026-2027		
Replacement SAN Servers	\$60,000	General Fund
Planning - CIP FY 2026-2027		
Police - CIP FY 2026-2027		
Replacement Vehicles (2)	\$100,000	General Fund
Public Works CIP - FY 2026-2027		
Fire Hydrants	\$21,300	Water/Sewer Fund
Generator for Pump Station (w/tx switch)	\$36,500	Water/Sewer Fund
Purchase of Leased Excavator - John Deere	\$43,000	Water/Sewer Fund
Water Meters	\$260,132	Water/Sewer Fund
Pump Replacement - Arthur Drake Pump Sta	\$45,000	Water/Sewer Fund
2" water line replacement - Hillside Street	\$32,000	Water/Sewer Fund
Replacement vehicles (2)	\$215,000	Water/Sewer Fund
Streets CIP - FY 2026-2027		
Sidewalk Replacement - townwide	\$175,000	General Fund
Replacement Vehicle	\$45,000	General Fund
Hook Lift Leaf Vacuum	\$175,000	General Fund
Plow and Spreader for F350 Truck	\$25,000	Powell Bill
Tailgate Spreader	\$11,000	Powell Bill
Repaving - unspecified	\$58,300	Powell Bill
Water Treatment CIP - FY 2026-2027		
Raw Water Pump Replacement	\$45,000	Water/Sewer Fund
Clearwell replacement	\$4,500,000	Water/Sewer Fund - Retained Earnings - Loan
Wastewater Treatment CIP - FY 2026-2027		
Upgrade SCADA System	\$77,000	Water/Sewer Fund
Fire Department CIP - FY 2026-2027		
Replacement Vehicle	\$75,000	Fire Dept Fund

**\$6,817,984**

<b>Fiscal Year 2026-2027</b>	
General Fund Expenditures	<b>\$873,752</b>
Powell Bill Expenditures	<b>\$94,300</b>
Water/Sewer Fund Expenditures	<b>\$774,932</b>
Water/Sewer Retained Earnings	<b>\$1,275,000</b>
Fire Department Expenditures	<b>\$75,000</b>
Loan Payment/proceeds	<b>\$3,225,000</b>
Grant - PARTF	<b>\$500,000</b>
<b>TOTAL CIP REQUESTS</b>	<b>\$6,817,984</b>

# CAPITAL IMPROVEMENT EXPENDITURES FY 2026-2027



# Fleet Management Capital Replacement Plan

## FY 2027 - 2031

\*This is a comprehensive listing for all departments – information is included for each department under their appropriate section

**FY2027-2031 CAPITAL IMPROVEMENT PROJECT FORM**

DEPARTMENT:  DIVISION:

PROJECT NAME:  LOCATION:

YEAR: FY  ACCT#:

Type of Project:  New  Expansion  
 Replacement  Renovation

Current/ Previous Expenditures	TOTAL PROJECT COST (Capital Only)	Total Appropriations to Date	Unappropriated Subsequent Years					Future Budget Years
			Budget Year 1 FY2027	Budget Year 2 FY2028	Budget Year 3 FY2029	Budget Year 4 FY2030	Budget Year 5 FY2031	
	\$ 6,085,000	\$ -	\$ 390,000	\$ 860,000	\$ 900,000	\$ 600,000	\$ 1,700,000	\$ 1,560,000

**PROJECT COSTS**

ACTIVITY	FY 26/27	FY 27/28	FY 28/29	FY 29/30	FY 30/31	FUTURE
Planning, Surveying, Design, Engineering						
Land/ROW/Acquisition:						
In House Services (In Kind)						
Site Preparation & Improvements						
Permits/Inspections/Misc.						
Building/Utility Construction:						
Legal/Misc.						
Heavy Equip./Apparatus:	\$ 125,000	\$ 575,000	\$ 400,000	\$ 300,000	\$ 1,550,000	\$ 1,500,000
Light Equip/Furniture:	\$ 340,000	\$ 285,000	\$ 500,000	\$ 300,000	\$ 150,000	\$ 60,000
Other:						
<b>Total Capital Cost Estimate:</b>	\$ 465,000	\$ 860,000	\$ 900,000	\$ 600,000	\$ 1,700,000	\$ 1,560,000
<b>Total Operating Impact Estimate:</b>	\$ -	\$ -	\$ -	\$ -	\$ -	\$ -
<b>Total Expenditure Estimate.</b>	\$ 465,000	\$ 860,000	\$ 900,000	\$ 600,000	\$ 1,700,000	\$ 1,560,000

**NEW OR ADDITIONAL IMPACT on OPERATING BUDGET**

Type of Expenditure	FY 26/27	FY 27/28	FY 28/29	FY 29/30	FY 30/31	FUTURE
Salaries/Benefits						
Professional & Consulting Services:						
Materials & Supplies						
Maintenance/Fuel						
Other						
<b>TOTAL</b>	\$ -	\$ -	\$ -	\$ -	\$ -	\$ -

**METHODS OF FINANCING**

Funding Sources	Previous Allocation (Earmarked)	FY 26/27	FY 27/28	FY 28/29	FY 29/30	FY 30/31	FUTURE
		General Fund	\$ 175,000	\$ 335,000	\$ 200,000	\$ 150,000	\$ 150,000
Powell Bill Fund	\$ -	\$ -	\$ 400,000	\$ -	\$ -	\$ -	
Enterprise Fund (W/S)	\$ 215,000	\$ 225,000	\$ 150,000	\$ 150,000	\$ 750,000	\$ -	
Fire Dept Fund	\$ 75,000	\$ 300,000	\$ 150,000	\$ 300,000	\$ 800,000	\$ 1,500,000	
Grants (List)							
Bonds (List)							
Fund Balance (List)							
Other (List)							
<b>TOTAL</b>	\$ -	\$ 465,000	\$ 860,000	\$ 900,000	\$ 600,000	\$ 1,700,000	\$ 1,560,000
<b>TOTAL:</b>							\$ 6,085,000

**Project Description:**

To ensure operational readiness and minimize escalating maintenance costs, the following replacement cycles have been established for the municipal fleet. These timelines are based on average vehicle wear, secondary life potential, and industry standards for public safety and public works equipment.

**Justification/Linkage:**

See Chart on next page

### Vehicle & Equipment Replacement Schedule

Asset Type	Primary Service Life	Notes
Patrol Cars	7 Years	High-intensity usage
Street Sweepers	5 – 8 Years	Maintenance dependent
ATVs / Regular Fleet	10 Years	Standard utility lifespan
Fire Apparatus (First Line)	15 Years	Front-line emergency response
Fire Apparatus (Reserve)	25 Years	Secondary/Backup status
Dump Trucks	20 Years	Heavy-duty lifespan

Administration  
Capital Improvement  
Plan  
FY 2027 - 2031

**FY2027-2031 CAPITAL IMPROVEMENT PROJECT FORM**

DEPARTMENT: Administration/Gov Body/Public Works DIVISION: Administration

PROJECT NAME: Inclusive Play Area LOCATION: Whitmire Property

YEAR: FY 2027-2028 ACCT#: 104120

Type of  New |  Expansion  
Project:  Replacement |  Renovation

Current/ Previous Expenditures	TOTAL PROJECT COST (Capital Only)	Total Appropriations to Date	Unappropriated Subsequent Years					Future Budget Years
			Budget Year 1 FY2027	Budget Year 2 FY2028	Budget Year 3 FY2029	Budget Year 4 FY2030	Budget Year 5 FY2031	
	\$ 2,166,147	\$ 932,395	\$ 733,752	\$ -	\$ -	\$ -	\$ -	\$ -

**PROJECT COSTS**

<u>ACTIVITY</u>	FY 2027	FY 2028	FY 2029	FY 2030	FY 2031	FUTURE
Planning, Surveying, Design, Engineering						
Land/ROW/Acquisition:						
In House Services (In Kind) <b>Parking Lot Grading</b>						
Site Preparation & Improvements						
Permits/Inspections/Misc.						
Building/Utility Construction:	\$ 733,752					
Legal/Misc.						
Heavy Equip./Apparatus:						
Light Equip./Furniture:						
Other:						
<b>Total Capital Cost Estimate:</b>	\$ 733,752	\$ -	\$ -	\$ -	\$ -	\$ -
<b>Total Operating Impact Estimate:</b>	\$ -	\$ -	\$ -	\$ -	\$ -	\$ -
<b>Total Expenditure Estimate:</b>	\$ 733,752	\$ -	\$ -	\$ -	\$ -	\$ -

**NEW OR ADDITIONAL IMPACT on OPERATING BUDGET**

<u>Type of Expenditure</u>	FY 2027	FY 2028	FY 2029	FY 2030	FY 2031	FUTURE
Salaries/Benefits						
Professional & Consulting Services:						
Materials & Supplies						
Maintenance/Fuel						
Other						
<b>TOTAL</b>	\$ -	\$ -	\$ -	\$ -	\$ -	\$ -

**METHODS OF FINANCING**

<u>Funding Sources</u>	Previous Allocation (Earmarked)	FY 2027	FY 2028	FY 2029	FY 2030	FY 2031	FUTURE
General Fund		\$ 233,752					
Powell Bill Fund							
Enterprise Fund (W/S)							
Fire Dept Fund							
Grants (List) <b>PARTF Grant</b>		\$ 500,000					
Bonds (List)							
Fund Balance (List)							
Other (List)							
<b>TOTAL</b>		\$ 733,752	\$ -	\$ -	\$ -	\$ -	\$ -
					<b>TOTAL:</b>		\$ 733,752

**Project Description:** This is phase 1 of the Whitmire Recreation Master Plan to add the inclusive playground, restrooms, parking areas and connecting pathways. Capital project ordinance approved by Town Council in March 2025.

**Justification/Linkage:** Town Council approved a recreation master plan in July 2023; requested application for a PARTF grant May 2024. PARTF Grant received October 2024. Restroom under construction and play area



**FY2027-2031 CAPITAL IMPROVEMENT PROJECT FORM**

DEPARTMENT: Administration/Gov Body DIVISION: Administration

PROJECT NAME: Fencing for Sunnyside Play Area LOCATION: Sunnyside Park

YEAR: FY 2027-2028 ACCT#:

Type of Project:  New  Expansion  
 Replacement  Renovation

Current/ Previous Expenditures	TOTAL PROJECT COST (Capital Only)	Total Appropriations to Date	Unappropriated Subsequent Years					Future Budget Years
			Budget Year 1 FY2027	Budget Year 2 FY2028	Budget Year 3 FY2029	Budget Year 4 FY2030	Budget Year 5 FY2031	
	\$ 20,000	\$ -	\$ 20,000	\$ -	\$ -	\$ -	\$ -	\$ -

**PROJECT COSTS**

<u>ACTIVITY</u>	FY 2027	FY 2028	FY 2029	FY 2030	FY 2031	FUTURE
Planning, Surveying, Design, Engineering						
Land/ROW/Acquisition:						
In House Services (In Kind)						
Site Preparation & Improvements						
Permits/Inspections/Misc.						
Building/Utility Construction:						
Legal/Misc.						
Heavy Equip./Apparatus: Fencing	\$ 20,000					
Light Equip/Furniture:						
Other:						

<b>Total Capital Cost Estimate:</b>	\$ 20,000	\$ -	\$ -	\$ -	\$ -	\$ -
<b>Total Operating Impact Estimate:</b>	\$ -	\$ -	\$ -	\$ -	\$ -	\$ -
<b>Total Expenditure Estimate:</b>	\$ 20,000	\$ -	\$ -	\$ -	\$ -	\$ -

**NEW OR ADDITIONAL IMPACT on OPERATING BUDGET**

<u>Type of Expenditure</u>	FY 2027	FY 2028	FY 2029	FY 2030	FY 2031	FUTURE
Salaries/Benefits						
Professional & Consulting Services:						
Materials & Supplies						
Maintenance/Fuel						
Other						
<b>TOTAL</b>	\$ -	\$ -	\$ -	\$ -	\$ -	\$ -

**METHODS OF FINANCING**

<u>Funding Sources</u>	Previous Allocation (Earmarked)	FY 2027	FY 2028	FY 2029	FY 2030	FY 2031	FUTURE
General Fund		\$ 20,000					
Powell Bill Fund							
Enterprise Fund (W/S)							
Fire Dept Fund							
Grants (List)							
Bonds (List)							
Fund Balance (List)							
Other (List)							
<b>TOTAL</b>	\$ -	\$ 20,000	\$ -	\$ -	\$ -	\$ -	\$ -
<b>TOTAL:</b>							\$ 20,000

**Project Description:** Fencing was not included in the original plan for the Sunnyside Inclusive Play Area. Town Council approved addition of fencing as part of the budget process.

**Justification/Linkage:** Town Council approved a recreation master plan in July 2023

Facilities  
Capital Improvement  
Plan  
FY 2027 - 2031

**FY2027-2031 CAPITAL IMPROVEMENT PROJECT FORM**

DEPARTMENT:

DIVISION:

PROJECT NAME:

LOCATION:

YEAR: FY

ACCT#:

Type of Project:  New  Expansion  Replacement  Renovation

Current/ Previous Expenditures	TOTAL PROJECT COST (Capital Only)	Total Appropriations to Date	Unappropriated Subsequent Years					Future Budget Years
			Budget Year 1 FY2027	Budget Year 2 FY2028	Budget Year 3 FY2029	Budget Year 4 FY2030	Budget Year 5 FY2031	
<input type="text"/>	\$ 30,000	\$ -	\$ 35,000	\$ -	\$ 30,000	\$ -	\$ -	\$ -

**PROJECT COSTS**

<u>ACTIVITY</u>	FY 2027	FY 2028	FY 2029	FY 2030	FY 2031	FUTURE
Planning, Surveying, Design, Engineering						
Land/ROW/Acquisition:						
In House Services (In Kind)						
Site Preparation & Improvements						
Permits/Inspections/Misc.						
Building/Utility Construction:						
Legal/Misc.						
Heavy Equip./Apparatus:	\$ 35,000					
Light Equip/Furniture:						
Other:						
<b>Total Capital Cost Estimate:</b>	\$ 35,000	\$ -	\$ -	\$ -	\$ -	\$ -
<b>Total Operating Impact Estimate:</b>	\$ -	\$ -	\$ -	\$ -	\$ -	\$ -
<b>Total Expenditure Estimate.</b>	\$ 35,000	\$ -	\$ -	\$ -	\$ -	\$ -

**NEW OR ADDITIONAL IMPACT on OPERATING BUDGET**

<u>Type of Expenditure</u>	FY 2027	FY 2028	FY 2029	FY 2030	FY 2031	FUTURE
Salaries/Benefits						
Professional & Consulting Services:						
Materials & Supplies						
Maintenance/Fuel						
Other						
<b>TOTAL</b>	\$ -	\$ -	\$ -	\$ -	\$ -	\$ -

**METHODS OF FINANCING**

<u>Funding Sources</u>	Previous Allocation (Earmarked)	FY 2027	FY 2028	FY 2029	FY 2030	FY 2031	FUTURE
General Fund		\$ 35,000					
Powell Bill Fund							
Enterprise Fund (W/S)							
Fire Dept Fund							
Grants (List)							
Bonds (List)							
Fund Balance (List)							
Other (List)							
<b>TOTAL</b>	\$ -	\$ 35,000	\$ -	\$ -	\$ -	\$ -	\$ -
					<b>TOTAL:</b>		\$ 35,000

**Project Description:**

**Justification/Linkage:**



**FY2027-2031 CAPITAL IMPROVEMENT PROJECT FORM**

DEPARTMENT: Facilities DIVISION: Fleet

PROJECT NAME: Fleet Plan LOCATION: Franklin, NC

YEAR: FY 26/27 ACCT#: 5400

Type of Project:  New  Expansion  
 Replacement  Renovation

Current/ Previous Expenditures	TOTAL PROJECT COST (Capital Only)	Total Appropriations to Date	Unappropriated Subsequent Years					Future Budget Years
			Budget Year 1 FY2027	Budget Year 2 FY2028	Budget Year 3 FY2029	Budget Year 4 FY2030	Budget Year 5 FY2031	
	\$ 140,000	\$ -	\$ 30,000	\$ 35,000	\$ 50,000	\$ -	\$ -	

**PROJECT COSTS**

ACTIVITY	FY 26/27	FY 27/28	FY 28/29	FY 29/30	FY 30/31	FUTURE
Planning, Surveying, Design, Engineering						
Land/ROW/Acquisition:						
In House Services (In Kind)						
Site Preparation & Improvements						
Permits/Inspections/Misc.						
Building/Utility Construction:						
Legal/Misc.						
Heavy Equip./Apparatus:						
Light Equip./Furniture:	\$ 30,000	\$ 35,000	\$ 50,000			\$ 60,000
Other:						
<b>Total Capital Cost Estimate:</b>	\$ 30,000	\$ 35,000	\$ 50,000	\$ -	\$ -	\$ 60,000
<b>Total Operating Impact Estimate:</b>	\$ -	\$ -	\$ -	\$ -	\$ -	\$ -
<b>Total Expenditure Estimate:</b>	\$ 30,000	\$ 35,000	\$ 50,000	\$ -	\$ -	\$ 60,000

**NEW OR ADDITIONAL IMPACT on OPERATING BUDGET**

Type of Expenditure	FY 26/27	FY 27/28	FY 28/29	FY 29/30	FY 30/31	FUTURE
Salaries/Benefits						
Professional & Consulting Services:						
Materials & Supplies						
Maintenance/Fuel						
Other						
<b>TOTAL</b>	\$ -	\$ -	\$ -	\$ -	\$ -	\$ -

**METHODS OF FINANCING**

Funding Sources	Previous Allocation (Earmarked)	FY 26/27	FY 27/28	FY 28/29	FY 29/30	FY 30/31	FUTURE
General Fund		\$ 30,000	\$ 35,000	\$ 50,000			\$ 60,000
Powell Bill Fund							
Enterprise Fund (W/S)							
Fire Dept Fund							
Grants (List)							
Bonds (List)							
Fund Balance (List)							
Other (List)							
<b>TOTAL</b>	\$ -	\$ 30,000	\$ 35,000	\$ 50,000	\$ -	\$ -	\$ 60,000
<b>TOTAL:</b>							\$ 175,000

**Project Description:**

**Facilities Fleet Management Plan:**  
 Our current fleet consists of three vehicles serving Maintenance, Town Hall, and Custodial services. To optimize operational efficiency and minimize repair costs, we have developed the following replacement schedule:

FY 2026/27 – Ford Transit Van: Immediate replacement is required. Now 16 years old, the vehicle is experiencing frequent, high-cost mechanical failures that exceed its residual value.

FY 2028/29 – Jeep: We plan to retire and surplus the Jeep before it reaches the 10-year mark to maximize resale value and avoid the steep maintenance curve associated with aging utility vehicles.

FY 2032 – Dodge Ram 1500: Scheduled for replacement to stay ahead of escalating maintenance expenses and ensure reliability for facility operations.

**Justification/Linkage:**

Facilities Management is requesting the immediate replacement of the 2010 Ford Transit Van. At 16 years of age, the vehicle has reached the end of its useful life. Continued operation of this asset represents a "sunk cost" scenario where annual maintenance expenditures now consistently exceed the vehicle's residual market value.



## FACILITIES

Fiscal Year	Vehicle	Service Area	Rationale
2026/27	Ford Transit Van	Maintenance/Custodial	<b>Critical Replacement.</b> 16-year service life; repair costs currently exceed the vehicle's market value.
2029	Jeep	Town Hall / Admin	<b>Value Capture.</b> Planned surplus at year 9 to maximize resale revenue before the 10-year depreciation cliff.
2032	Dodge Ram 1500	Facilities Operations	<b>Lifecycle Optimization.</b> Scheduled replacement to prevent operational disruptions and high-mileage failures.

# Information Technology Capital Improvement Plan

FY 2027 - 2031

**FY2027-2031 CAPITAL IMPROVEMENT PROJECT FORM**

DEPARTMENT:  DIVISION:

PROJECT NAME:  LOCATION:

YEAR: FY  ACCT#:

Type of Project:  New |  Expansion  
 Replacement |  Renovation

Current/ Previous Expenditures	TOTAL PROJECT COST (Capital Only)	Total Appropriations to Date	Unappropriated Subsequent Years					Future Budget Years	
			Budget Year 1 FY2027	Budget Year 2 FY2028	Budget Year 3 FY2029	Budget Year 4 FY2030	Budget Year 5 FY2031		
<input type="text"/>	\$ 60,000	\$ -	\$ 60,000				\$ -	\$ -	\$ -

**PROJECT COSTS**

ACTIVITY	FY 2027	FY 2028	FY 2029	FY 2030	FY 2031	FUTURE
Planning, Surveying, Design, Engineering						
Land/ROW/Acquisition:						
In House Services (In Kind)						
Site Preparation & Improvements						
Permits/Inspections/Misc.						
Building/Utility Construction:						
Legal/Misc.						
Heavy Equip./Apparatus:						
Light Equip./Furniture: SAN Servers	\$ 60,000					
Other:						
<b>Total Capital Cost Estimate:</b>	\$ 60,000	\$ -	\$ -	\$ -	\$ -	\$ -
<b>Total Operating Impact Estimate:</b>	\$ -	\$ -	\$ -	\$ -	\$ -	\$ -
<b>Total Expenditure Estimate:</b>	\$ 60,000	\$ -	\$ -	\$ -	\$ -	\$ -

**NEW OR ADDITIONAL IMPACT on OPERATING BUDGET**

Type of Expenditure	FY 2027	FY 2028	FY 2029	FY 2030	FY 2031	FUTURE
Salaries/Benefits						
Professional & Consulting Services:						
Materials & Supplies						
Maintenance/Fuel						
Other						
<b>TOTAL</b>	\$ -	\$ -	\$ -	\$ -	\$ -	\$ -

**METHODS OF FINANCING**

Funding Sources	Previous Allocation (Earmarked)	FY 2027	FY 2028	FY 2029	FY 2030	FY 2031	FUTURE
General Fund		\$ 60,000					
Powell Bill Fund							
Enterprise Fund (W/S)							
Fire Dept Fund							
Grants (List)							
Bonds (List)							
Fund Balance (List)							
Other (List)							
<b>TOTAL</b>	\$ -	\$ 60,000	\$ -	\$ -	\$ -	\$ -	\$ -
<b>TOTAL:</b>							\$ 60,000

**Project Description:**

**Justification/Linkage:**



Police Department  
Capital Improvement  
Plan

FY 2027 - 2031

**FY2027-2031 CAPITAL IMPROVEMENT PROJECT FORM**

DEPARTMENT: Police Department DIVISION: Fleet

PROJECT NAME: Fleet Plan LOCATION: Franklin, NC

YEAR: FY 26/27 ACCT#: 5400

Type of Project:  New  Expansion  
 Replacement  Renovation

Current/ Previous Expenditures	TOTAL PROJECT COST (Capital Only)	Total Appropriations to Date	Unappropriated Subsequent Years					Future Budget Years
			Budget Year 1 FY2027	Budget Year 2 FY2028	Budget Year 3 FY2029	Budget Year 4 FY2030	Budget Year 5 FY2031	
	\$ 600,000	\$ -	\$ 100,000	\$ 150,000	\$ 100,000	\$ 100,000	\$ 150,000	\$ -

**PROJECT COSTS**

ACTIVITY	FY 26/27	FY 27/28	FY 28/29	FY 29/30	FY 30/31	FUTURE
<i>Planning, Surveying, Design, Engineering</i>						
<i>Land/ROW/Acquisition:</i>						
<i>In House Services (In Kind)</i>						
<i>Site Preparation &amp; Improvements</i>						
<i>Permits/Inspections/Misc.</i>						
<i>Building/Utility Construction:</i>						
<i>Legal/Misc.</i>						
<i>Heavy Equip./Apparatus:</i>						
<i>Light Equip./Furniture:</i>	\$ 100,000	\$ 150,000	\$ 100,000	\$ 100,000	\$ 150,000	
<i>Other:</i>						

<b>Total Capital Cost Estimate:</b>	\$ 100,000	\$ 150,000	\$ 100,000	\$ 100,000	\$ 150,000	\$ -
<b>Total Operating Impact Estimate:</b>	\$ -	\$ -	\$ -	\$ -	\$ -	\$ -
<b>Total Expenditure Estimate:</b>	\$ 100,000	\$ 150,000	\$ 100,000	\$ 100,000	\$ 150,000	\$ -

**NEW OR ADDITIONAL IMPACT on OPERATING BUDGET**

Type of Expenditure	FY 26/27	FY 27/28	FY 28/29	FY 29/30	FY 30/31	FUTURE
<i>Salaries/Benefits</i>						
<i>Professional &amp; Consulting Services:</i>						
<i>Materials &amp; Supplies</i>						
<i>Maintenance/Fuel</i>						
<i>Other</i>						
<b>TOTAL</b>	\$ -	\$ -	\$ -	\$ -	\$ -	\$ -

**METHODS OF FINANCING**

Funding Sources	Previous Allocation (Earmarked)	FY 26/27	FY 27/28	FY 28/29	FY 29/30	FY 30/31	FUTURE
<i>General Fund</i>		\$ 100,000	\$ 150,000	\$ 100,000	\$ 100,000	\$ 150,000	
<i>Powell Bill Fund</i>							
<i>Enterprise Fund (W/S)</i>							
<i>Fire Dept Fund</i>							
<i>Grants (List)</i>							
<i>Bonds (List)</i>							
<i>Fund Balance (List)</i>							
<i>Other (List)</i>							
<b>TOTAL</b>	\$ -	\$ 100,000	\$ 150,000	\$ 100,000	\$ 100,000	\$ 150,000	\$ -
					<b>TOTAL:</b>		\$ 600,000

**Project Description:**

**Police Fleet Optimization & Sustainability Plan**  
 The Police Department has successfully implemented a sustainable replacement cycle. By maintaining a steady rotation of two vehicles per year, we ensure the entire fleet remains under the 10-year service threshold, maximizing officer safety and minimizing unbudgeted repair costs.

**Proposed Procurement & Surplus Schedule:**  
 FY 2027 (Optimization Year): Purchase two (2) Patrol Vehicles; Surplus four (4) aged units to right-size the fleet.  
 FY 2028: Purchase one (1) Chief's Vehicle and one (2) Patrol Vehicle; Surplus three (3) units.  
 FY 2029–2031: Maintain a standard rotation of two (2) Patrol Vehicles purchased and two (2) units surplus annually. In FY 2031, replace aging assistant chief vehicle.

This consistent rotation stabilizes the annual capital outlay and ensures the department is never operating with antiquated or unreliable equipment.



**Justification/Linkage:**

**Fiscal Impact & Revenue Recovery**  
 The revenue generated from the surplus of these vehicles will be earmarked to cover:

Vehicle Upfitting: Emergency lighting, shelving, and specialized tech.

Market Fluctuations: Offsetting year-over-year price increases from manufacturers.

## POLICE

Year	Vehicle 1 to Replace	Vehicle 2 to Replace	Notes
2026/27	2012 Chevrolet Caprice	2015 Ford Taurus	Retiring the oldest assets; highest risk of mechanical failure.
2027/28	2016 Ford Interceptor Sedan	2016 Ford Interceptor Sedan	Clearing out the 10-year-old patrol sedans. Purchase New Chief Vehicle (10 years old)
2028/29	2016 Ford Interceptor Sedan	2019 Dodge Charger	Final Interceptor removed; first Charger enters retirement.
2029/30	2020 Dodge Durango Pursuit	2020 Dodge Durango Pursuit	Transitioning into the older SUV fleet.
2030/31	2021 Dodge Charger	2021 Dodge Durango	Retiring the 9-year-old units from the 2021 batch. Purchase New Assistant Chief Vehicle (10 years old)
2031/32	2022 Dodge Durango (V6)	2023 Dodge Durango	Moving into the mid-cycle SUV group.
2032/33	2023 Dodge Durango	2023 Dodge Durango	Completing the replacement of all units 2023 and older.

Public Works  
Capital Improvement  
Plan  
FY 2027 - 2031

**FY2027-2031 CAPITAL IMPROVEMENT PROJECT FORM**

DEPARTMENT: Public Works DIVISION: Fleet

PROJECT NAME: Fleet Plan LOCATION: Franklin, NC

YEAR: FY 26/27 ACCT#: 5400

Type of  New  Expansion  
Project:  Replacement  Renovation

Current/ Previous Expenditures	TOTAL PROJECT COST (Capital Only)	Total Appropriations to Date	Unappropriated Subsequent Years						Future Budget Years
			Budget Year 1 FY2027	Budget Year 2 FY2028	Budget Year 3 FY2029	Budget Year 4 FY2030	Budget Year 5 FY2031		
	\$ 590,000	\$ -	\$ 100,000	\$ 225,000	\$ 100,000	\$ 100,000	\$ 750,000	\$ -	

**PROJECT COSTS**

ACTIVITY	FY 26/27	FY 27/28	FY 28/29	FY 29/30	FY 30/31	FUTURE
Planning, Surveying, Design, Engineering						
Land/ROW/Acquisition:						
In House Services (In Kind)						
Site Preparation & Improvements						
Permits/Inspections/Misc.						
Building/Utility Construction:						
Legal/Misc.						
Heavy Equip./Apparatus:	\$ 125,000	\$ 125,000			\$ 750,000	
Light Equip./Furniture:	\$ 90,000	\$ 100,000	\$ 100,000	\$ 100,000		
Other:						

<b>Total Capital Cost Estimate:</b>	\$ 215,000	\$ 225,000	\$ 100,000	\$ 100,000	\$ 750,000	\$ -
<b>Total Operating Impact Estimate:</b>	\$ -	\$ -	\$ -	\$ -	\$ -	\$ -
<b>Total Expenditure Estimate:</b>	\$ 215,000	\$ 225,000	\$ 100,000	\$ 100,000	\$ 750,000	\$ -

**NEW OR ADDITIONAL IMPACT on OPERATING BUDGET**

Type of Expenditure	FY 26/27	FY 27/28	FY 28/29	FY 29/30	FY 30/31	FUTURE
Salaries/Benefits						
Professional & Consulting Services:						
Materials & Supplies						
Maintenance/Fuel						
Other						

<b>TOTAL</b>	\$ -	\$ -	\$ -	\$ -	\$ -	\$ -
--------------	------	------	------	------	------	------

**METHODS OF FINANCING**

Funding Sources	Previous Allocation (Earmarked)	FY 26/27	FY 27/28	FY 28/29	FY 29/30	FY 30/31	FUTURE
General Fund							
Powell Bill Fund							
Enterprise Fund (W/S)		\$ 215,000	\$ 225,000	\$ 100,000	\$ 100,000	\$ 750,000	
Fire Dept Fund							
Grants (List)							
Bonds (List)							
Fund Balance (List)							
Other (List)							

<b>TOTAL</b>	\$ -	\$ 215,000	\$ 225,000	\$ 100,000	\$ 100,000	\$ 750,000	\$ -
<b>TOTAL:</b>							\$ 1,390,000

**Project Description:**

**Light-Duty Fleet (10-Year Cycle)**  
 We will replace two per year to stabilize the budget and reduce maintenance costs.

FY 2026 Priority: 2007 Chevrolet Truck and 2014 Ford.

FY 2027–2030: Replacing remaining 2014, 2016, 2017, 2019 and 2020 models.

FY 2031 Conclusion: Replacing 2021 Ram to complete the cycle.

**Dump Truck Fleet (20-Year Cycle)**  
 We are initiating a staggered 5-year rotation for dump trucks.

Year 1 (FY 2026): Purchase the first new dump truck immediately.

Year 6 (FY 2031): Purchase the second dump truck.

The Goal: By purchasing one every 5 years, you ensure no dump truck in your fleet ever exceeds a 20-year service life.

**Justification/Linkage:**

Benefit	Description
<b>Safety</b>	Modernizes the fleet with updated braking, stability control, and structural integrity.
<b>Cost Control</b>	Shifts budget from <b>unplanned repairs</b> (\$1.10/mile avg. for old trucks) to <b>predictable capital</b> (\$0.20/mile avg. for new).
<b>Reliability</b>	Eliminates "downtime" caused by parts scarcity for 15+ year old vehicles.
<b>Sustainability</b>	Improves overall fleet fuel economy by an estimated <b>15–20%</b> .



## Public Works

Replacement Year	Vehicle 1	Vehicle 2	Strategy
<b>FY 2026</b>	2007 Chevrolet Truck	2014 Ford F-150	<b>Critical:</b> Removes the 19-year-old Chevy and the oldest Ford.
<b>FY 2027</b>	2016 Ford F-150	2016 Ford F-150	<b>High:</b> Cycles out the highest-mile 2016's.
<b>FY 2028</b>	2016 Ford F-150	2017 Dodge Ram	<b>Mid:</b> Clears out the rest of the 2016 models before they hit 12 years.
<b>FY 2029</b>	2017 Dodge Ram	2019 Dodge Ram	<b>Standard:</b> Addresses the 12-year-old 2017 unit.
<b>FY 2030</b>	2019 Chevrolet Silverado	2020 Dodge Ram	<b>Proactive:</b> Replaces 11-year-old units.
<b>FY 2031</b>	2021 Ram 1500		<b>Schedule Completion:</b> All 11 original units replaced.

**FY2027-2031 CAPITAL IMPROVEMENT PROJECT FORM**

DEPARTMENT: Public Works

DIVISION: Water / Sewer

PROJECT NAME: Fire Hydrants

LOCATION: Various Locations In & Out of Town

YEAR: FY 2027

ACCT#:                     

Type of Project:  Replacement  New  Expansion  Renovation

Current/ Previous Expenditures	TOTAL PROJECT COST (Capital Only)	Total Appropriations to Date	Unappropriated Subsequent Years							
			Budget Year 1 FY2027	Budget Year 2 FY2028	Budget Year 3 FY2029	Budget Year 4 FY2030	Budget Year 5 FY2031	Future Budget Years		
	\$ 15,000	\$ -	\$ 15,000	\$ -	\$ -	\$ -	\$ -	\$ -	\$ -	\$ -

**PROJECT COSTS**

<u>ACTIVITY</u>	FY 2027	FY 2028	FY 2029	FY 2030	FY 2031	FUTURE
Planning, Surveying, Design, Engineering						
Land/ROW/Acquisition:						
In House Services (In Kind)						
Site Preparation & Improvements						
Permits/Inspections/Misc.						
Building/Utility Construction:						
Legal/Misc.						
Heavy Equip./Apparatus:						
Light Equip./Furniture:						
Other:	\$ 21,300					

<b>Total Capital Cost Estimate:</b>	\$ 21,300	\$ -	\$ -	\$ -	\$ -	\$ -
<b>Total Operating Impact Estimate:</b>	\$ -	\$ -	\$ -	\$ -	\$ -	\$ -
<b>Total Expenditure Estimate:</b>	\$ 21,300	\$ -	\$ -	\$ -	\$ -	\$ -

**NEW OR ADDITIONAL IMPACT on OPERATING BUDGET**

<u>Type of Expenditure</u>	FY 2027	FY 2028	FY 2029	FY 2030	FY 2031	FUTURE
Salaries/Benefits						
Professional & Consulting Services:						
Materials & Supplies						
Maintenance/Fuel						
Other						

<b>TOTAL</b>	\$ -	\$ -	\$ -	\$ -	\$ -	\$ -
--------------	------	------	------	------	------	------

**METHODS OF FINANCING**

<u>Funding Sources</u>	Previous Allocation (Earmarked)	FY 2027	FY 2028	FY 2029	FY 2030	FY 2031	FUTURE
General Fund							
Powell Bill Fund							
Enterprise Fund (W/S)		\$ 21,300					
Fire Dept Fund							
Grants (List)							
Bonds (List)							
Fund Balance (List)							
Other (List)							

<b>TOTAL</b>	\$ -	\$ 21,300	\$ -	\$ -	\$ -	\$ -	\$ -
--------------	------	-----------	------	------	------	------	------

**TOTAL:**

\$ 21,300

**Project Description:** Replace non function and damaged fire hydrants and add valves where needed. 5" Storz x 4.5" NH Fire Hydrant Converters, Enables quick connections of large diameter hoses (LDH) by fire departments to fire hydrants.

**Justification/Linkage:** To improve hydrant operations for fire protection



**FY2027-2031 CAPITAL IMPROVEMENT PROJECT FORM**

DEPARTMENT: Public Works DIVISION: Water / Sewer  
 PROJECT NAME: 48 KW Generator and Transfer Switch for standby power LOCATION: 3967 Georgia Rd. / 4585 Georgia Rd  
 YEAR: FY 2027 ACCT#: 60-7500-4995 Type of Project:  New  Expansion  Replacement  Renovation

Current/ Previous Expenditures	TOTAL PROJECT COST (Capital Only)	Total Appropriations to Date	Unappropriated Subsequent Years									
			Budget Year 1 FY2027	Budget Year 2 FY2028	Budget Year 3 FY2029	Budget Year 4 FY2030	Budget Year 5 FY2031	Future Budget Years				
	\$ 30,350	\$ -	\$ 30,350	\$ -	\$ -	\$ -	\$ -	\$ -	\$ -	\$ -	\$ -	

**PROJECT COSTS**

<u>ACTIVITY</u>	FY 2027	FY 2028	FY 2029	FY 2030	FY 2031	FUTURE
Planning, Surveying, Design, Engineering						
Land/ROW/Acquisition:						
In House Services (In Kind)						
Site Preparation & Improvements						
Permits/Inspections/Misc.						
Building/Utility Construction:						
Legal/Misc.						
Heavy Equip./Apparatus:						
Light Equip./Furniture:						
Other:	\$ 36,500					
<b>Total Capital Cost Estimate:</b>	\$ 36,500	\$ -	\$ -	\$ -	\$ -	\$ -
<b>Total Operating Impact Estimate:</b>	\$ -	\$ -	\$ -	\$ -	\$ -	\$ -
<b>Total Expenditure Estimate:</b>	\$ 36,500	\$ -	\$ -	\$ -	\$ -	\$ -

**NEW OR ADDITIONAL IMPACT on OPERATING BUDGET**

<u>Type of Expenditure</u>	FY 2027	FY 2028	FY 2029	FY 2030	FY 2031	FUTURE
Salaries/Benefits						
Professional & Consulting Services:						
Materials & Supplies						
Maintenance/Fuel						
Other						
<b>TOTAL</b>	\$ -	\$ -	\$ -	\$ -	\$ -	\$ -

**METHODS OF FINANCING**

<u>Funding Sources</u>	Previous Allocation (Earmarked)	FY 2027	FY 2028	FY 2029	FY 2030	FY 2031	FUTURE
General Fund							
Powell Bill Fund							
Enterprise Fund (W/S)		\$ 36,500					
Fire Dept Fund							
Grants (List)							
Bonds (List)							
Fund Balance (List)							
Other (List)							
<b>TOTAL</b>	\$ -	\$ 36,500	\$ -	\$ -	\$ -	\$ -	\$ -
<b>TOTAL:</b>							\$ 36,500

**Project Description:** 48 KW standby by Natural Gas Generator with Transfer Switch, along with labor to install.

**Justification/Linkage:** Have standby power at Prentiss Sewer Pump Station FYI 2027 and standby power at Welcome Center Pump Station FYI 2028



**FY2027-2031 CAPITAL IMPROVEMENT PROJECT FORM**

DEPARTMENT: Public Works DIVISION: Water / Sewer  
 PROJECT NAME: Purchase leased 50G excavator LOCATION: Public Works  
 YEAR: FY 2027 ACCT#: 60-7500-5100 Type of Project:  New Expansion  
 Replacement  Renovation

Current/ Previous Expenditures	TOTAL PROJECT COST (Capital Only)	Total Appropriations to Date	Unappropriated Subsequent Years					Future Budget Years
			Budget Year 1 FY2027	Budget Year 2 FY2028	Budget Year 3 FY2029	Budget Year 4 FY2030	Budget Year 5 FY2031	
	\$ 43,000	\$ -	\$ 43,000	\$ -	\$ -	\$ -	\$ -	\$ -

**PROJECT COSTS**

<u>ACTIVITY</u>	FY 2027	FY 2028	FY 2029	FY 2030	FY 2031	FUTURE
Planning, Surveying, Design, Engineering						
Land/ROW/Acquisition:						
In House Services (In Kind)						
Site Preparation & Improvements						
Permits/Inspections/Misc.						
Building/Utility Construction:						
Legal/Misc.						
Heavy Equip./Apparatus:	\$ 43,000					
Light Equip./Furniture:						
Other:						

<b>Total Capital Cost Estimate:</b>	\$ 43,000	\$ -	\$ -	\$ -	\$ -	\$ -
<b>Total Operating Impact Estimate:</b>	\$ -	\$ -	\$ -	\$ -	\$ -	\$ -
<b>Total Expenditure Estimate:</b>	\$ 43,000	\$ -	\$ -	\$ -	\$ -	\$ -

**NEW OR ADDITIONAL IMPACT on OPERATING BUDGET**

<u>Type of Expenditure</u>	FY 2027	FY 2028	FY 2029	FY 2030	FY 2031	FUTURE
Salaries/Benefits						
Professional & Consulting Services:						
Materials & Supplies						
Maintenance/Fuel						
Other						

<b>TOTAL</b>	\$ -	\$ -	\$ -	\$ -	\$ -	\$ -
--------------	------	------	------	------	------	------

**METHODS OF FINANCING**

<u>Funding Sources</u>	Previous Allocation (Earmarked)	FY 2027	FY 2028	FY 2029	FY 2030	FY 2031	FUTURE
General Fund							
Powell Bill Fund							
Enterprise Fund (W/S)		\$ 43,000					
Fire Dept Fund							
Grants (List)							
Bonds (List)							
Fund Balance (List)							
Other (List)							

<b>TOTAL</b>	\$ -	\$ 43,000	\$ -	\$ -	\$ -	\$ -	\$ -
<b>TOTAL:</b>							\$ 43,000

**Project Description:**

Purchase of the leased 50 G excavator

**Justification/Linkage:**

Purchase option on this 50 G excavator for water and sewer.  
 Low hours no more lease on this item.



**FY2027-2031 CAPITAL IMPROVEMENT PROJECT FORM**

DEPARTMENT:  DIVISION:

PROJECT NAME:  LOCATION:

YEAR: FY  ACCT#:

Type of Project:  Replacement  New  Expansion  Renovation

Current/ Previous Expenditures	TOTAL PROJECT COST (Capital Only)	Total Appropriations to Date	Unappropriated Subsequent Years					Future Budget Years
			Budget Year 1 FY2027	Budget Year 2 FY2028	Budget Year 3 FY2029	Budget Year 4 FY2030	Budget Year 5 FY2031	
	\$ 260,132	\$ -	\$ 260,132		\$ -	\$ -	\$ -	\$ -

**PROJECT COSTS**

ACTIVITY	FY 2027	FY 2028	FY 2029	FY 2030	FY 2031	FUTURE
Planning, Surveying, Design, Engineering						
Land/ROW/Acquisition:						
In House Services (In Kind)						
Site Preparation & Improvements						
Permits/Inspections/Misc.						
Building/Utility Construction:						
Legal/Misc.						
Heavy Equip./Apparatus:						
Light Equip./Furniture:						
Other:	\$ 260,132					

Total Capital Cost Estimate:	\$ 260,132	\$ -	\$ -	\$ -	\$ -	\$ -
Total Operating Impact Estimate:	\$ -	\$ -	\$ -	\$ -	\$ -	\$ -
Total Expenditure Estimate:	\$ 260,132	\$ -	\$ -	\$ -	\$ -	\$ -

**NEW OR ADDITIONAL IMPACT on OPERATING BUDGET**

Type of Expenditure	FY 2027	FY 2028	FY 2029	FY 2030	FY 2031	FUTURE
Salaries/Benefits						
Professional & Consulting Services:						
Materials & Supplies						
Maintenance/Fuel						
Other						

TOTAL	\$ -	\$ -	\$ -	\$ -	\$ -	\$ -
-------	------	------	------	------	------	------


**METHODS OF FINANCING**

Funding Sources	Previous Allocation (Earmarked)	FY 2027	FY 2028	FY 2029	FY 2030	FY 2031	FUTURE
General Fund							
Powell Bill Fund							
Enterprise Fund (W/S)		\$ 260,132					
Fire Dept Fund							
Grants (List)							
Bonds (List)							
Fund Balance (List)							
Other (List)							

TOTAL	\$ -	\$ 260,132	\$ -	\$ -	\$ -	\$ -	\$ -
<b>TOTAL:</b>							\$ 260,132

**Project Description:**

**Justification/Linkage:**



**FY2027-2031 CAPITAL IMPROVEMENT PROJECT FORM**

DEPARTMENT: Public Works DIVISION: Water / Sewer  
 PROJECT NAME: Sewer pump replacement LOCATION: 50 Authur Drake Road  
 YEAR: FY 2027 ACCT#: 60-7500-5100 Type of Project:  New  Expansion  
 Replacement  Renovation

Current/ Previous Expenditures	TOTAL PROJECT COST (Capital Only)	Total Appropriations to Date	Unappropriated Subsequent Years									
			Budget Year 1 FY2027		Budget Year 2 FY2028		Budget Year 3 FY2029		Budget Year 4 FY2030		Budget Year 5 FY2031	
\$ 36,925	\$ 81,925	\$ -	\$ 45,000	\$ -	\$ -	\$ -	\$ -	\$ -	\$ -	\$ -	\$ -	\$ -

**PROJECT COSTS**

ACTIVITY	FY 2027	FY 2028	FY 2029	FY 2030	FY 2031	FUTURE
Planning, Surveying, Design, Engineering						
Land/ROW/Acquisition:						
In House Services (In Kind)						
Site Preparation & Improvements						
Permits/Inspections/Misc.						
Building/Utility Construction:						
Legal/Misc.						
Heavy Equip./Apparatus:	\$ 45,000					
Light Equip/Furniture:						
Other:						
<b>Total Capital Cost Estimate:</b>	\$ 45,000	\$ -	\$ -	\$ -	\$ -	\$ -
<b>Total Operating Impact Estimate:</b>	\$ -	\$ -	\$ -	\$ -	\$ -	\$ -
<b>Total Expenditure Estimate:</b>	\$ 45,000	\$ -	\$ -	\$ -	\$ -	\$ -

**NEW OR ADDITIONAL IMPACT on OPERATING BUDGET**

Type of Expenditure	FY 2027	FY 2028	FY 2029	FY 2030	FY 2031	FUTURE
Salaries/Benefits						
Professional & Consulting Services:						
Materials & Supplies						
Maintenance/Fuel						
Other						
<b>TOTAL</b>	\$ -	\$ -	\$ -	\$ -	\$ -	\$ -

**METHODS OF FINANCING**

Funding Sources	Previous Allocation (Earmarked)	FY 2027	FY 2028	FY 2029	FY 2030	FY 2031	FUTURE
General Fund							
Powell Bill Fund							
Enterprise Fund (W/S)		\$ 45,000					
Fire Dept Fund							
Grants (List)							
Bonds (List)							
Fund Balance (List)							
Other (List)							
<b>TOTAL</b>		\$ 45,000	\$ -	\$ -	\$ -	\$ -	\$ -
<b>TOTAL:</b>							\$ 45,000

**Project Description:** Replace outdated sewer pump at Authur Drake Sewer Station  
**Justification/Linkage:** Update sewer pump at Authur Drake and update electrical panel from 12 volt to 120 volt



**FY2027-2031 CAPITAL IMPROVEMENT PROJECT FORM**

DEPARTMENT: Public Works DIVISION: Water / Sewer  
 PROJECT NAME: 2 inch water line replacement LOCATION: Hillside Street  
 YEAR: FY 2027 ACCT#: 60-7500-5100 Type of Project:  Replacement  Expansion  Renovation

Current/ Previous Expenditures	TOTAL PROJECT COST (Capital Only)	Total Appropriations to Date	Unappropriated Subsequent Years							Future Budget Years
			Budget Year 1 FY2027	Budget Year 2 FY2028	Budget Year 3 FY2029	Budget Year 4 FY2030	Budget Year 5 FY2031			
	\$ 32,000	\$ -	\$ 32,000	\$ -	\$ -	\$ -	\$ -	\$ -	\$ -	\$ -

**PROJECT COSTS**

ACTIVITY	FY 2027	FY 2028	FY 2029	FY 2030	FY 2031	FUTURE
Planning, Surveying, Design, Engineering						
Land/ROW/Acquisition:						
In House Services (In Kind)						
Site Preparation & Improvements						
Permits/Inspections/Misc.						
Building/Utility Construction:						
Legal/Misc.						
Heavy Equip./Apparatus:						
Light Equip./Furniture:						
Other:	\$ 32,000					

<b>Total Capital Cost Estimate:</b>	\$ 32,000	\$ -	\$ -	\$ -	\$ -	\$ -
<b>Total Operating Impact Estimate:</b>	\$ -	\$ -	\$ -	\$ -	\$ -	\$ -
<b>Total Expenditure Estimate:</b>	\$ 32,000	\$ -	\$ -	\$ -	\$ -	\$ -

**NEW OR ADDITIONAL IMPACT on OPERATING BUDGET**

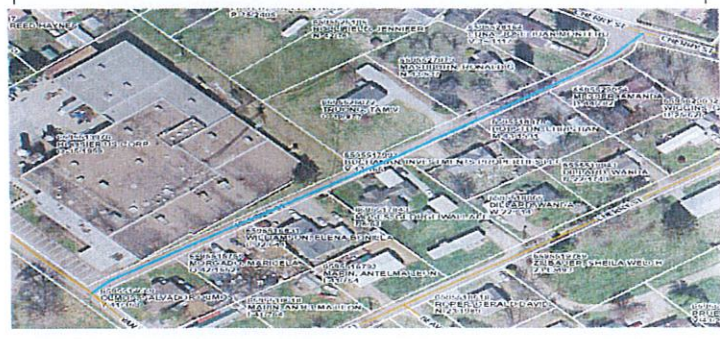
Type of Expenditure	FY 2027	FY 2028	FY 2029	FY 2030	FY 2031	FUTURE
Salaries/Benefits						
Professional & Consulting Services:						
Materials & Supplies						
Maintenance/Fuel						
Other						
<b>TOTAL</b>	\$ -	\$ -	\$ -	\$ -	\$ -	\$ -

**METHODS OF FINANCING**

Funding Sources	Previous Allocation (Earmarked)	FY 2027	FY 2028	FY 2029	FY 2030	FY 2031	FUTURE
General Fund							
Powell Bill Fund							
Enterprise Fund (W/S)		\$ 32,000					
Fire Dept Fund							
Grants (List)							
Bonds (List)							
Fund Balance (List)							
Other (List)							
<b>TOTAL</b>	\$ -	\$ 32,000	\$ -	\$ -	\$ -	\$ -	\$ -
<b>TOTAL:</b>							\$ 32,000

**Project Description:** Replace 800 feet of 2 inch water line Hillside Street

**Justification/Linkage:** Replace 2 inch pvc water line with IPS, bore in new 2 inch water line and install all new taps and meters. We have had multiple issues with this 2 inch PVC line over the last couple of years.



Streets/Powell Bill  
Capital Improvement  
Plan  
FY 2027 - 2031

**FY2027-2031 CAPITAL IMPROVEMENT PROJECT FORM**

DEPARTMENT:  DIVISION:

PROJECT NAME:  LOCATION:

YEAR: FY  ACCT#:

Type of Project:  New  Expansion  
 Replacement  Renovation

Current/ Previous Expenditures	TOTAL PROJECT COST (Capital Only)	Total Appropriations to Date	Unappropriated Subsequent Years					Future Budget Years
			Budget 1 FY2027	Year 2 FY2028	Budget 3 FY2029	Budget 4 FY2030	Budget 5 FY2031	
<input type="text" value=""/>	\$ 175,000	\$ -	\$ 175,000	\$ -	\$ -	\$ -	\$ -	\$ -

**PROJECT COSTS**

ACTIVITY	FY 2027	FY 2028	FY 2029	FY 2030	FY 2031	FUTURE
Planning, Surveying, Design, Engineering						
Land/ROW/Acquisition:						
In House Services (In Kind)						
Site Preparation & Improvements	\$ 175,000					
Permits/Inspections/Misc.						
Building/Utility Construction:						
Legal/Misc.						
Heavy Equip./Apparatus:						
Light Equip./Furniture:						
Other:						
<b>Total Capital Cost Estimate:</b>	\$ 175,000	\$ -	\$ -	\$ -	\$ -	\$ -
<b>Total Operating Impact Estimate:</b>	\$ -	\$ -	\$ -	\$ -	\$ -	\$ -
<b>Total Expenditure Estimate.</b>	\$ 175,000	\$ -	\$ -	\$ -	\$ -	\$ -

**NEW OR ADDITIONAL IMPACT on OPERATING BUDGET**

Type of Expenditure	FY 2027	FY 2028	FY 2029	FY 2030	FY 2031	FUTURE
Salaries/Benefits						
Professional & Consulting Services:						
Materials & Supplies						
Maintenance/Fuel						
Other						
<b>TOTAL</b>	\$ -	\$ -	\$ -	\$ -	\$ -	\$ -

**METHODS OF FINANCING**

Funding Sources	Previous Allocation (Earmarked)	FY 2027	FY 2028	FY 2029	FY 2030	FY 2031	FUTURE
General Fund		\$ 175,000					
Powell Bill Fund							
Enterprise Fund (W/S)							
Fire Dept Fund							
Grants (List)							
Bonds (List)							
Fund Balance (List)							
Other (List)							
<b>TOTAL</b>	\$ -	\$ 175,000	\$ -	\$ -	\$ -	\$ -	\$ -
<b>TOTAL:</b>							\$ 175,000

**Project Description:**

**Justification/Linkage:**



**FY2027-2031 CAPITAL IMPROVEMENT PROJECT FORM**

DEPARTMENT: Streets Department DIVISION: Fleet

PROJECT NAME: Fleet Plan LOCATION: Franklin, NC

YEAR: FY 26/27 ACCT#: 5400

Type of Project:  New  Expansion  
 Replacement  Renovation

Current/ Previous Expenditures	TOTAL PROJECT COST (Capital Only)	Total Appropriations to Date	Unappropriated Subsequent Years					Future Budget Years
			Budget Year 1 FY2027	Budget Year 2 FY2028	Budget Year 3 FY2029	Budget Year 4 FY2030	Budget Year 5 FY2031	
	\$ 295,000	\$ -	\$ 45,000	\$ 150,000	\$ 50,000	\$ 50,000	\$ -	\$ -

**PROJECT COSTS**

ACTIVITY	FY 26/27	FY 27/28	FY 28/29	FY 29/30	FY 30/31	FUTURE
Planning, Surveying, Design, Engineering						
Land/ROW/Acquisition:						
In House Services (In Kind)						
Site Preparation & Improvements						
Permits/Inspections/Misc.						
Building/Utility Construction:						
Legal/Misc.						
Heavy Equip./Apparatus:		\$ 150,000				
Light Equip/Furniture:	\$ 45,000		\$ 50,000	\$ 50,000		
Other:						

<b>Total Capital Cost Estimate:</b>	\$ 45,000	\$ 150,000	\$ 50,000	\$ 50,000	\$ -	\$ -
<b>Total Operating Impact Estimate:</b>	\$ -	\$ -	\$ -	\$ -	\$ -	\$ -
<b>Total Expenditure Estimate:</b>	\$ 45,000	\$ 150,000	\$ 50,000	\$ 50,000	\$ -	\$ -

**NEW OR ADDITIONAL IMPACT on OPERATING BUDGET**

Type of Expenditure	FY 26/27	FY 27/28	FY 28/29	FY 29/30	FY 30/31	FUTURE
Salaries/Benefits						
Professional & Consulting Services:						
Materials & Supplies						
Maintenance/Fuel						
Other						
<b>TOTAL</b>	\$ -	\$ -	\$ -	\$ -	\$ -	\$ -

**METHODS OF FINANCING**

Funding Sources	Previous Allocation (Earmarked)	FY 26/27	FY 27/28	FY 28/29	FY 29/30	FY 30/31	FUTURE
General Fund		\$ 45,000	\$ 150,000	\$ 50,000	\$ 50,000		
Powell Bill Fund							
Enterprise Fund (W/S)							
Fire Dept Fund							
Grants (List)							
Bonds (List)							
Fund Balance (List)							
Other (List)							
<b>TOTAL</b>		\$ 45,000	\$ 150,000	\$ 50,000	\$ 50,000	\$ -	\$ -

**TOTAL:** \$ 295,000

**Project Description:** To ensure the department meets safety regulations and adheres to the established 10-year disposal schedule, we are proposing a staggered acquisition strategy. By purchasing one vehicle per year for the next four years, we stabilize the capital budget while systematically retiring high-maintenance assets.

**Justification/Linkage:**

Immediate Requirement (FY 2026)  
 The primary objective for the current fiscal year is the procurement of a new utility truck to support Street Operations. This acquisition is critical for two reasons:

Replacement of 2000 Chevrolet Silverado: At 26 years of service, this vehicle has far exceeded the standard 10-year fleet lifespan. Maintenance costs and reliability issues now pose a risk to daily operations.

New Position Support: To maintain service levels, a new position is being filled. Providing this staff member with a reliable, functional vehicle is imperative to ensuring they can perform their duties from day one.



## STREETS

Fiscal Year	Vehicle to be Replaced	Age at Replacement	Primary Justification
2026	2000 Chevrolet Silverado	26 Years	<b>Critical:</b> Immediate failure risk.
2027	Bucket Truck	28 Years	Replacing 28-year-old bucket truck with increasing maintenance costs.
2028	2018 Ram 3500	10 Years	Reaching 10-year service mark; optimal for surplus value.
2029	2019 Chevrolet Silverado	10 Years	Proactive replacement to maintain fleet modernism.

**FY2027-2031 CAPITAL IMPROVEMENT PROJECT FORM**

DEPARTMENT:  DIVISION:

PROJECT NAME:  LOCATION:

YEAR: FY  ACCT#:

Type of Project:  New  Expansion  Replacement  Renovation

Current/ Previous Expenditures	TOTAL PROJECT COST (Capital Only)	Total Appropriations to Date	Unappropriated Subsequent Years					Future Budget Years
			Budget Year 1 FY2027	Budget Year 2 FY2028	Budget Year 3 FY2029	Budget Year 4 FY2030	Budget Year 5 FY2031	
	\$ 175,000	\$ -	\$ 175,000	\$ -	\$ -	\$ -	\$ -	\$ -

**PROJECT COSTS**

ACTIVITY	FY 2027	FY 2028	FY 2029	FY 2030	FY 2031	FUTURE
Planning, Surveying, Design, Engineering						
Land/ROW/Acquisition:						
In House Services (In Kind)						
Site Preparation & Improvements						
Permits/Inspections/Misc.						
Building/Utility Construction:						
Legal/Misc.						
Heavy Equip./Apparatus:	\$ 175,000					
Light Equip/Furniture:						
Other:						

<b>Total Capital Cost Estimate:</b>	\$ 175,000	\$ -	\$ -	\$ -	\$ -	\$ -
<b>Total Operating Impact Estimate:</b>	\$ -	\$ -	\$ -	\$ -	\$ -	\$ -
<b>Total Expenditure Estimate:</b>	\$ 175,000	\$ -	\$ -	\$ -	\$ -	\$ -

**NEW OR ADDITIONAL IMPACT on OPERATING BUDGET**

Type of Expenditure	FY 2027	FY 2028	FY 2029	FY 2030	FY 2031	FUTURE
Salaries/Benefits						
Professional & Consulting Services:						
Materials & Supplies						
Maintenance/Fuel						
Other						
<b>TOTAL</b>	\$ -	\$ -	\$ -	\$ -	\$ -	\$ -

**METHODS OF FINANCING**

Funding Sources	Previous Allocation (Earmarked)	FY 2027	FY 2028	FY 2029	FY 2030	FY 2031	FUTURE
General Fund		\$ 175,000					
Powell Bill Fund							
Enterprise Fund (W/S)							
Fire Dept Fund							
Grants (List)							
Bonds (List)							
Fund Balance (List)							
Other (List)							
<b>TOTAL</b>		\$ 175,000	\$ -	\$ -	\$ -	\$ -	\$ -
<b>TOTAL:</b>							\$ 175,000

**Project Description:**

**Justification/Linkage:**



**FY2027-2031 CAPITAL IMPROVEMENT PROJECT FORM**

DEPARTMENT:  DIVISION:

PROJECT NAME:  LOCATION:

YEAR: FY  ACCT#:  Type of Project:  New  Expansion  Replacement  Renovation

Current/ Previous Expenditures	TOTAL PROJECT COST (Capital Only)	Total Appropriations to Date	Unappropriated Subsequent Years					Future Budget Years
			Budget Year 1 FY2027	Budget Year 2 FY2028	Budget Year 3 FY2029	Budget Year 4 FY2030	Budget Year 5 FY2031	
<input type="text"/>	\$ 25,000	\$ -	\$ 25,000	\$ -	\$ -	\$ -	\$ -	\$ -

**PROJECT COSTS**

ACTIVITY	FY 2027	FY 2028	FY 2029	FY 2030	FY 2031	FUTURE
Planning, Surveying, Design, Engineering						
Land/ROW/Acquisition:						
In House Services (In Kind)						
Site Preparation & Improvements						
Permits/Inspections/Misc.						
Building/Utility Construction:						
Legal/Misc.						
Heavy Equip./Apparatus:	\$ 25,000					
Light Equip/Furniture:						
Other:						
<b>Total Capital Cost Estimate:</b>	\$ 25,000	\$ -	\$ -	\$ -	\$ -	\$ -
<b>Total Operating Impact Estimate:</b>	\$ -	\$ -	\$ -	\$ -	\$ -	\$ -
<b>Total Expenditure Estimate:</b>	\$ 25,000	\$ -	\$ -	\$ -	\$ -	\$ -

**NEW OR ADDITIONAL IMPACT on OPERATING BUDGET**

Type of Expenditure	FY 2027	FY 2028	FY 2029	FY 2030	FY 2031	FUTURE
Salaries/Benefits						
Professional & Consulting Services:						
Materials & Supplies						
Maintenance/Fuel						
Other						
<b>TOTAL</b>	\$ -	\$ -	\$ -	\$ -	\$ -	\$ -

**METHODS OF FINANCING**

Funding Sources	Previous Allocation (Earmarked)	FY 2027	FY 2028	FY 2029	FY 2030	FY 2031	FUTURE
General Fund							
Powell Bill Fund		\$ 25,000					
Enterprise Fund (W/S)							
Fire Dept Fund							
Grants (List)							
Bonds (List)							
Fund Balance (List)							
Other (List)							
<b>TOTAL</b>	\$ -	\$ 25,000	\$ -	\$ -	\$ -	\$ -	\$ -
<b>TOTAL:</b>							\$ 25,000

**Project Description:**

**Justification/Linkage:**



**FY2027-2031 CAPITAL IMPROVEMENT PROJECT FORM**

DEPARTMENT:  DIVISION:

PROJECT NAME:  LOCATION:

YEAR: FY  ACCT#:

Type of Project:  New  Expansion  
 Replacement  Renovation

Current/ Previous Expenditures	TOTAL PROJECT COST (Capital Only)	Total Appropriations to Date	Unappropriated Subsequent Years					Future Budget Years
			Budget Year 1 FY2027	Budget Year 2 FY2028	Budget Year 3 FY2029	Budget Year 4 FY2030	Budget Year 5 FY2031	
<input type="text"/>	\$ 11,000	\$ -	\$ 11,000	\$ -	\$ -	\$ -	\$ -	\$ -

**PROJECT COSTS**

ACTIVITY	FY 2027	FY 2028	FY 2029	FY 2030	FY 2031	FUTURE
Planning, Surveying, Design, Engineering						
Land/ROW/Acquisition:						
In House Services (In Kind)						
Site Preparation & Improvements						
Permits/Inspections/Misc.						
Building/Utility Construction:						
Legal/Misc.						
Heavy Equip./Apparatus:	\$ 11,000					
Light Equip./Furniture:						
Other:						

<b>Total Capital Cost Estimate:</b>	\$ 11,000	\$ -	\$ -	\$ -	\$ -	\$ -
<b>Total Operating Impact Estimate:</b>	\$ -	\$ -	\$ -	\$ -	\$ -	\$ -
<b>Total Expenditure Estimate:</b>	\$ 11,000	\$ -	\$ -	\$ -	\$ -	\$ -

**NEW OR ADDITIONAL IMPACT on OPERATING BUDGET**

Type of Expenditure	FY 2027	FY 2028	FY 2029	FY 2030	FY 2031	FUTURE
Salaries/Benefits						
Professional & Consulting Services:						
Materials & Supplies						
Maintenance/Fuel						
Other						
<b>TOTAL</b>	\$ -	\$ -	\$ -	\$ -	\$ -	\$ -

**METHODS OF FINANCING**

Funding Sources	Previous Allocation (Earmarked)	FY 2027	FY 2028	FY 2029	FY 2030	FY 2031	FUTURE
General Fund							
Powell Bill Fund		\$ 11,000					
Enterprise Fund (W/S)							
Fire Dept Fund							
Grants (List)							
Bonds (List)							
Fund Balance (List)							
Other (List)							

<b>TOTAL</b>	\$ -	\$ 11,000	\$ -	\$ -	\$ -	\$ -	\$ -
--------------	------	-----------	------	------	------	------	------

**Project Description:** 96 inch tailgate spreader for salt, sand, gravel

**Justification/Linkage:** The tailgate spreader is a much easier install than the large in bed spreader we currently use. The tailgate spreader is smaller so storage is less, and the ability to have the truck return to its normal operation is less because there is no removal of the tailgate.



**FY2027-2031 CAPITAL IMPROVEMENT PROJECT FORM**

DEPARTMENT:  DIVISION:

PROJECT NAME:  LOCATION:

YEAR: FY  ACCT#:

Type of Project:  New  Expansion  
 Replacement  Renovation

Current/ Previous Expenditures	TOTAL PROJECT COST (Capital Only)	Total Appropriations to Date	Unappropriated Subsequent Years									
			Budget Year 1 FY2027	Budget Year 2 FY2028	Budget Year 3 FY2029	Budget Year 4 FY2030	Budget Year 5 FY2031	Future Budget Years				
<input type="text"/>	\$ 58,300	\$ -	\$ 58,300	\$ -	\$ -	\$ -	\$ -	\$ -	\$ -	\$ -	\$ -	

**PROJECT COSTS**

ACTIVITY	FY 2027	FY 2028	FY 2029	FY 2030	FY 2031	FUTURE
Planning, Surveying, Design, Engineering						
Land/ROW/Acquisition:						
In House Services (In Kind)						
Site Preparation & Improvements	\$ 58,300					
Permits/Inspections/Misc.						
Building/Utility Construction:						
Legal/Misc.						
Heavy Equip./Apparatus:						
Light Equip/Furniture:						
Other:						
<b>Total Capital Cost Estimate:</b>	\$ 58,300	\$ -	\$ -	\$ -	\$ -	\$ -
<b>Total Operating Impact Estimate:</b>	\$ -	\$ -	\$ -	\$ -	\$ -	\$ -
<b>Total Expenditure Estimate.</b>	\$ 58,300	\$ -	\$ -	\$ -	\$ -	\$ -

**NEW OR ADDITIONAL IMPACT on OPERATING BUDGET**


Type of Expenditure	FY 2027	FY 2028	FY 2029	FY 2030	FY 2031	FUTURE
Salaries/Benefits						
Professional & Consulting Services:						
Materials & Supplies						
Maintenance/Fuel						
Other						
<b>TOTAL</b>	\$ -	\$ -	\$ -	\$ -	\$ -	\$ -

**METHODS OF FINANCING**

Funding Sources	Previous Allocation (Earmarked)	FY 2027	FY 2028	FY 2029	FY 2030	FY 2031	FUTURE
General Fund							
Powell Bill Fund		\$ 58,300					
Enterprise Fund (W/S)							
Fire Dept Fund							
Grants (List)							
Bonds (List)							
Fund Balance (List)							
Other (List)							
<b>TOTAL</b>	\$ -	\$ 58,300	\$ -	\$ -	\$ -	\$ -	\$ -
<b>TOTAL:</b>							\$ 58,300

**Project Description:**

**Justification/Linkage:**



**FY2027-2031 CAPITAL IMPROVEMENT PROJECT FORM**

DEPARTMENT:  DIVISION:

PROJECT NAME:  LOCATION:

YEAR: FY  ACCT#:

Type of Project:  New  Expansion  
 Replacement  Renovation

Current/ Previous Expenditures	TOTAL PROJECT COST (Capital Only)	Total Appropriations to Date	Unappropriated Subsequent Years					Future Budget Years
			Budget Year 1 FY2027	Budget Year 2 FY2028	Budget Year 3 FY2029	Budget Year 4 FY2030	Budget Year 5 FY2031	
	\$ 400,000	\$ -	\$ -	\$ -	\$ 400,000	\$ -	\$ -	\$ -

**PROJECT COSTS**

ACTIVITY	FY 26/27	FY 27/28	FY 28/29	FY 29/30	FY 30/31	FUTURE
Planning, Surveying, Design, Engineering						
Land/ROW/Acquisition:						
In House Services (In Kind)						
Site Preparation & Improvements						
Permits/Inspections/Misc.						
Building/Utility Construction:						
Legal/Misc.						
Heavy Equip./Apparatus:			\$ 400,000			
Light Equip/Furniture:			\$ -			
Other:						

<b>Total Capital Cost Estimate:</b>	\$ -	\$ -	\$ 400,000	\$ -	\$ -	\$ -
<b>Total Operating Impact Estimate:</b>	\$ -	\$ -	\$ -	\$ -	\$ -	\$ -
<b>Total Expenditure Estimate:</b>	\$ -	\$ -	\$ 400,000	\$ -	\$ -	\$ -

**NEW OR ADDITIONAL IMPACT on OPERATING BUDGET**

Type of Expenditure	FY 26/27	FY 27/28	FY 28/29	FY 29/30	FY 30/31	FUTURE
Salaries/Benefits						
Professional & Consulting Services:						
Materials & Supplies						
Maintenance/Fuel						
Other						

<b>TOTAL</b>	\$ -	\$ -	\$ -	\$ -	\$ -	\$ -
--------------	------	------	------	------	------	------

**METHODS OF FINANCING**

Funding Sources	Previous Allocation (Earmarked)	FY 26/27	FY 27/28	FY 28/29	FY 29/30	FY 30/31	FUTURE
General Fund							
Powell Bill Fund				\$ 400,000			
Enterprise Fund (W/S)							
Fire Dept Fund							
Grants (List)							
Bonds (List)							
Fund Balance (List)							
Other (List)							

<b>TOTAL</b>	\$ -	\$ -	\$ -	\$ 400,000	\$ -	\$ -	\$ -
<b>TOTAL:</b>							\$ 400,000

**Project Description:**

**Justification/Linkage:**

# Water Treatment Plant Capital Improvement Plan

FY 2027 - 2031

**FY2027-2031 CAPITAL IMPROVEMENT PROJECT FORM**

DEPARTMENT: Public Works DIVISION: Water Treatment Plant

PROJECT NAME: Raw Water Pump Station Grit Pump LOCATION: Water Treatment Plant

YEAR: FY 2027 ACCT#: 60-7300-5100

Type of Project:  New |  Expansion  
 Replacement |  Renovation

Current/ Previous Expenditures	TOTAL PROJECT COST (Capital Only)	Total Appropriations to Date	Unappropriated Subsequent Years					Future Budget Years
			Budget Year 1 FY2027	Budget Year 2 FY2028	Budget Year 3 FY2029	Budget Year 4 FY2030	Budget Year 5 FY2031	
	\$ 45,000	\$ -	\$ 45,000	\$ -	\$ -	\$ -	\$ -	\$ -

**PROJECT COSTS**

<u>ACTIVITY</u>	FY 2027	FY 2028	FY 2029	FY 2030	FY 2031	FUTURE
Planning, Surveying, Design, Engineering						
Land/ROW/Acquisition:						
In House Services (In Kind)						
Site Preparation & Improvements						
Permits/Inspections/Misc.						
Building/Utility Construction:						
Legal/Misc.						
Heavy Equip./Apparatus:						
Light Equip./Furniture:						
Other:	\$ 45,000					
<b>Total Capital Cost Estimate:</b>	\$ 45,000	\$ -	\$ -	\$ -	\$ -	\$ -
<b>Total Operating Impact Estimate:</b>	\$ -	\$ -	\$ -	\$ -	\$ -	\$ -
<b>Total Expenditure Estimate.</b>	\$ 45,000	\$ -	\$ -	\$ -	\$ -	\$ -

**NEW OR ADDITIONAL IMPACT on OPERATING BUDGET**

<u>Type of Expenditure</u>	FY 2027	FY 2028	FY 2029	FY 2030	FY 2031	FUTURE
Salaries/Benefits						
Professional & Consulting Services:						
Materials & Supplies						
Maintenance/Fuel						
Other						
<b>TOTAL</b>	\$ -	\$ -	\$ -	\$ -	\$ -	\$ -

**METHODS OF FINANCING**

<u>Funding Sources</u>	Previous Allocation (Earmarked)	FY 2027	FY 2028	FY 2029	FY 2030	FY 2031	FUTURE
General Fund							
Powell Bill Fund							
Enterprise Fund (W/S)		\$ 45,000					
Fire Dept Fund							
Grants (List)							
Bonds (List)							
Fund Balance (List)							
Other (List)							
<b>TOTAL</b>	\$ -	\$ 45,000	\$ -	\$ -	\$ -	\$ -	\$ -
<b>TOTAL:</b>							\$ 45,000

**Project Description:** The current raw water pump station has sand intrusion from the creek, this grit pump will pump the sand from the raw water vault back into the creek below the dam.

**Justification/Linkage:** The raw water grit pump will help us not have to shut down and have a someone come in a suck the sand out of the raw water vault. When we have this done it takes approximately 8-10 hours and we are unable to shut down the plant for this extended times.



**FY2027-2031 CAPITAL IMPROVEMENT PROJECT FORM**

DEPARTMENT: Public Works DIVISION: Water Treatment Plant  
 PROJECT NAME: HVAC System for Air Compressor Building LOCATION: Water Treatment Plant  
 YEAR: FY 2028 ACCT#: 60-7300-5100 Type of Project:  New  Expansion  
 Replacement  Renovation

Current/ Previous Expenditures	TOTAL PROJECT COST (Capital Only)	Total Appropriations to Date	Unappropriated Subsequent Years					Future Budget Years
			Budget Year 1 FY2027	Budget Year 2 FY2028	Budget Year 3 FY2029	Budget Year 4 FY2030	Budget Year 5 FY2031	
	\$ 15,000	\$ -	\$ -	\$ 15,000	\$ -	\$ -	\$ -	\$ -

**PROJECT COSTS**

ACTIVITY	FY 2027	FY 2028	FY 2029	FY 2030	FY 2031	FUTURE
Planning, Surveying, Design, Engineering						
Land/ROW/Acquisition:						
In House Services (In Kind)						
Site Preparation & Improvements						
Permits/Inspections/Misc.						
Building/Utility Construction:						
Legal/Misc.						
Heavy Equip./Apparatus:						
Light Equip./Furniture:						
Other:		\$ 15,000				
<b>Total Capital Cost Estimate:</b>	\$ -	\$ 15,000	\$ -	\$ -	\$ -	\$ -
<b>Total Operating Impact Estimate:</b>	\$ -	\$ -	\$ -	\$ -	\$ -	\$ -
<b>Total Expenditure Estimate:</b>	\$ -	\$ 15,000	\$ -	\$ -	\$ -	\$ -

**NEW OR ADDITIONAL IMPACT on OPERATING BUDGET**

Type of Expenditure	FY 2027	FY 2028	FY 2029	FY 2030	FY 2031	FUTURE
Salaries/Benefits						
Professional & Consulting Services:						
Materials & Supplies						
Maintenance/Fuel						
Other						
<b>TOTAL</b>	\$ -	\$ -	\$ -	\$ -	\$ -	\$ -

**METHODS OF FINANCING**

Funding Sources	Previous Allocation (Earmarked)	FY 2027	FY 2028	FY 2029	FY 2030	FY 2031	FUTURE
General Fund							
Powell Bill Fund							
Enterprise Fund (W/S)			\$ 15,000				
Fire Dept Fund							
Grants (List)							
Bonds (List)							
Fund Balance (List)							
Other (List)							
<b>TOTAL</b>	\$ -	\$ -	\$ 15,000	\$ -	\$ -	\$ -	\$ -
<b>TOTAL:</b>							\$ 15,000

**Project Description:** The current air compressor building is heated and cooled with a window unit that is not effecent.

**Justification/Linkage:** The air compressor building and the building that houses our raw water VFD's is heated and cooled with a window unit that does not heat or cool that building as it should to protect out electrical equipment.



**FY2027-2031 CAPITAL IMPROVEMENT PROJECT FORM**

DEPARTMENT:  DIVISION:

PROJECT NAME:  LOCATION:

YEAR: FY  ACCT#:

Type of Project:  New  Expansion  
 Replacement  Renovation

Current/ Previous Expenditures	TOTAL PROJECT COST (Capital Only)	Total Appropriations to Date	Unappropriated Subsequent Years					Future Budget Years
			Budget Year 1 FY2027	Budget Year 2 FY2028	Budget Year 3 FY2029	Budget Year 4 FY2030	Budget Year 5 FY2031	
<input type="text" value=""/>	\$ 25,000	\$ -	\$ 25,000	\$ 25,000	\$ -	\$ -	\$ -	

**PROJECT COSTS**

ACTIVITY	FY 2027	FY 2028	FY 2029	FY 2030	FY 2031	FUTURE
Planning, Surveying, Design, Engineering						
Land/ROW/Acquisition:						
In House Services (In Kind)						
Site Preparation & Improvements						
Permits/Inspections/Misc.						
Building/Utility Construction:						
Legal/Misc.						
Heavy Equip./Apparatus:						
Light Equip/Furniture:						
Other:		\$ 25,000				

Total Capital Cost Estimate:	\$ -	\$ 25,000	\$ -	\$ -	\$ -	\$ -
Total Operating Impact Estimate:	\$ -	\$ -	\$ -	\$ -	\$ -	\$ -
Total Expenditure Estimate:	\$ -	\$ 25,000	\$ -	\$ -	\$ -	\$ -

**NEW OR ADDITIONAL IMPACT on OPERATING BUDGET**

Type of Expenditure	FY 2027	FY 2028	FY 2029	FY 2030	FY 2031	FUTURE
Salaries/Benefits						
Professional & Consulting Services:						
Materials & Supplies						
Maintenance/Fuel						
Other						
<b>TOTAL</b>	\$ -	\$ -	\$ -	\$ -	\$ -	\$ -

**METHODS OF FINANCING**

Funding Sources	Previous Allocation (Earmarked)	FY 2027	FY 2028	FY 2029	FY 2030	FY 2031	FUTURE
General Fund							
Powell Bill Fund							
Enterprise Fund (W/S)			\$ 25,000				
Fire Dept Fund							
Grants (List)							
Bonds (List)							
Fund Balance (List)							
Other (List)							
<b>TOTAL</b>	\$ -	\$ -	\$ 25,000	\$ -	\$ -	\$ -	\$ -
<b>TOTAL:</b>							\$ 25,000

**Project Description:**

The lower level of the building currently does not have any kind of a HVAC system, we are only able to heat these spaces from hanging heaters.

**Justification/Linkage:**

The lower level of our building houses valuable electrical equipment and parts. We also want to make a comfortable area to host meetings.



**FY2027-2031 CAPITAL IMPROVEMENT PROJECT FORM**

DEPARTMENT: Public Works DIVISION: Water Treatment Plant

PROJECT NAME: Polaris UTV LOCATION: Water Treatment Plant

YEAR: FY 2030 ACCT#: 60-7300-5100

Type of Project:  New |  Expansion  
 Replacement |  Renovation

Current/ Previous Expenditures	TOTAL PROJECT COST (Capital Only)	Total Appropriations to Date	Budget Year 1 FY2027	Unappropriated Subsequent Years					Future Budget Years
				Budget Year 2 FY2028	Budget Year 3 FY2029	Budget Year 4 FY2030	Budget Year 5 FY2031		
	\$ 35,000	\$ -				\$ 35,000			

**PROJECT COSTS**

<u>ACTIVITY</u>	FY 2027	FY 2028	FY 2029	FY 2030	FY 2031	FUTURE
Planning, Surveying, Design, Engineering						
Land/ROW/Acquisition:						
In House Services (In Kind)						
Site Preparation & Improvements						
Permits/Inspections/Misc.						
Building/Utility Construction:						
Legal/Misc.						
Heavy Equip./Apparatus:						
Light Equip./Furniture:				\$ 35,000		
Other:						

<b>Total Capital Cost Estimate:</b>	\$ -	\$ -	\$ -	\$ 35,000	\$ -	\$ -
<b>Total Operating Impact Estimate:</b>	\$ -	\$ -	\$ -	\$ -	\$ -	\$ -
<b>Total Expenditure Estimate:</b>	\$ -	\$ -	\$ -	\$ 35,000	\$ -	\$ -

**NEW OR ADDITIONAL IMPACT on OPERATING BUDGET**

<u>Type of Expenditure</u>	FY 2027	FY 2028	FY 2029	FY 2030	FY 2031	FUTURE
Salaries/Benefits						
Professional & Consulting Services:						
Materials & Supplies						
Maintenance/Fuel						
Other						
<b>TOTAL</b>	\$ -	\$ -	\$ -	\$ -	\$ -	\$ -

**METHODS OF FINANCING**

<u>Funding Sources</u>	Previous Allocation (Earmarked)	FY 2027	FY 2028	FY 2029	FY 2030	FY 2031	FUTURE
General Fund							
Powell Bill Fund							
Enterprise Fund (W/S)					\$ 35,000		
Fire Dept Fund							
Grants (List)							
Bonds (List)							
Fund Balance (List)							
Other (List)							
<b>TOTAL</b>		\$ -	\$ -	\$ -	\$ 35,000	\$ -	\$ -
<b>TOTAL:</b>							\$ 35,000

**Project Description:** Polaris UTV to help operators do rounds around the plant and to help clear snow.

**Justification/Linkage:** The UTV will be with making rounds more efficient and to help operators to be able to get down to the creek during bad weather events. It will also aid in snow removal out of the driveway/ parking area so everyone can safely get in and out of the plant.



**FY2027-2031 CAPITAL IMPROVEMENT PROJECT FORM**

DEPARTMENT:  DIVISION:

PROJECT NAME:  LOCATION:

YEAR: FY  ACCT#:

Type of Project:  New  Expansion  
 Replacement  Renovation

Current/ Previous Expenditures	TOTAL PROJECT COST (Capital Only)	Total Appropriations to Date	Unappropriated Subsequent Years					Future Budget Years
			Budget Year 1 FY2027	Budget Year 2 FY2028	Budget Year 3 FY2029	Budget Year 4 FY2030	Budget Year 5 FY2031	
	\$ 50,000	\$ -	\$ -	\$ -	\$ -	\$ 50,000	\$ -	\$ -

**PROJECT COSTS**

ACTIVITY	FY 26/27	FY 27/28	FY 28/29	FY 29/30	FY 30/31	FUTURE
Planning, Surveying, Design, Engineering						
Land/ROW/Acquisition:						
In House Services (In Kind)						
Site Preparation & Improvements						
Permits/Inspections/Misc.						
Building/Utility Construction:						
Legal/Misc.						
Heavy Equip./Apparatus:						
Light Equip/Furniture:				\$ 50,000		
Other:						
<b>Total Capital Cost Estimate:</b>	\$ -	\$ -	\$ -	\$ 50,000	\$ -	\$ -
<b>Total Operating Impact Estimate:</b>	\$ -	\$ -	\$ -	\$ -	\$ -	\$ -
<b>Total Expenditure Estimate:</b>	\$ -	\$ -	\$ -	\$ 50,000	\$ -	\$ -

**NEW OR ADDITIONAL IMPACT on OPERATING BUDGET**

Type of Expenditure	FY 26/27	FY 27/28	FY 28/29	FY 29/30	FY 30/31	FUTURE
Salaries/Benefits						
Professional & Consulting Services:						
Materials & Supplies						
Maintenance/Fuel						
Other						
<b>TOTAL</b>	\$ -	\$ -	\$ -	\$ -	\$ -	\$ -

**METHODS OF FINANCING**

Funding Sources	Previous Allocation (Earmarked)	FY 26/27	FY 27/28	FY 28/29	FY 29/30	FY 30/31	FUTURE
General Fund							
Powell Bill Fund							
Enterprise Fund (W/S)					\$ 50,000		
Fire Dept Fund							
Grants (List)							
Bonds (List)							
Fund Balance (List)							
Other (List)							
<b>TOTAL</b>	\$ -	\$ -	\$ -	\$ -	\$ 50,000	\$ -	\$ -
<b>TOTAL:</b>							\$ 50,000

**Project Description:** The Water Department maintains a two-vehicle light-duty fleet essential for daily operations and 24/7 emergency response. To ensure reliability and fiscal responsibility, the department has established a 10-year useful life cycle for these assets.

**Justification/Linkage:** This plan outlines the scheduled replacement of two Dodge Ram 1500 pickups to maintain service standards and minimize long-term maintenance costs.



Wastewater Treatment  
Plant  
Capital Improvement  
Plan  
FY 2027 - 2031

**FY2027-2031 CAPITAL IMPROVEMENT PROJECT FORM**

DEPARTMENT:  DIVISION:

PROJECT NAME:  LOCATION:

YEAR: FY  ACCT#:

Type of Project:

Current/ Previous Expenditures	TOTAL PROJECT COST (Capital Only)	Total Appropriations to Date	Unappropriated Subsequent Years						Future Budget Years
			Budget Year 1 FY2027	Budget Year 2 FY2028	Budget Year 3 FY2029	Budget Year 4 FY2030	Budget Year 5 FY2031		
	\$ 77,000	\$ -	\$ 77,000	\$ -	\$ -	\$ -	\$ -	\$ -	\$ -

**PROJECT COSTS**

<u>ACTIVITY</u>	FY 2027	FY 2028	FY 2029	FY 2030	FY 2031	FUTURE
Planning, Surveying, Design, Engineering						
Land/ROW/Acquisition:						
In House Services (In Kind)						
Site Preparation & Improvements						
Permits/Inspections/Misc.						
Building/Utility Construction:						
Legal/Misc.						
Heavy Equip./Apparatus:						
Light Equip/Furniture:						
Other:	\$ 77,000					

<b>Total Capital Cost Estimate:</b>	\$ 77,000	\$ -	\$ -	\$ -	\$ -	\$ -
<b>Total Operating Impact Estimate:</b>	\$ -	\$ -	\$ -	\$ -	\$ -	\$ -
<b>Total Expenditure Estimate:</b>	\$ 77,000	\$ -	\$ -	\$ -	\$ -	\$ -

**NEW OR ADDITIONAL IMPACT on OPERATING BUDGET**

<u>Type of Expenditure</u>	FY 2027	FY 2028	FY 2029	FY 2030	FY 2031	FUTURE
Salaries/Benefits						
Professional & Consulting Services:						
Materials & Supplies						
Maintenance/Fuel						
Other						

<b>TOTAL</b>	\$ -	\$ -	\$ -	\$ -	\$ -	\$ -
--------------	------	------	------	------	------	------

**METHODS OF FINANCING**

<u>Funding Sources</u>	Previous Allocation (Earmarked)	FY 2027	FY 2028	FY 2029	FY 2030	FY 2031	FUTURE
General Fund		\$ 77,000					
Powell Bill Fund							
Enterprise Fund (W/S)							
Fire Dept Fund							
Grants (List)							
Bonds (List)							
Fund Balance (List)							
Other (List)							

<b>TOTAL</b>	\$ -	\$ 77,000	\$ -	\$ -	\$ -	\$ -	\$ -
<b>TOTAL:</b>							\$ 77,000

**Project Description:**

**Justification/Linkage:**

**FY2027-2031 CAPITAL IMPROVEMENT PROJECT FORM**

DEPARTMENT:  DIVISION:

PROJECT NAME:  LOCATION:

YEAR: FY  ACCT#:

Type of Project:

Current/ Previous Expenditures	TOTAL PROJECT COST (Capital Only)	Total Appropriations to Date	Unappropriated Subsequent Years					Future Budget Years
			Budget Year 1 FY2027	Budget Year 2 FY2028	Budget Year 3 FY2029	Budget Year 4 FY2030	Budget Year 5 FY2031	
	\$ 55,000	\$ -	\$ -	\$ 55,000	\$ -	\$ -	\$ -	\$ -

**PROJECT COSTS**

ACTIVITY	FY 2027	FY 2028	FY 2029	FY 2030	FY 2031	FUTURE
Planning, Surveying, Design, Engineering						
Land/ROW/Acquisition:						
In House Services (In Kind)						
Site Preparation & Improvements						
Permits/Inspections/Misc.						
Building/Utility Construction:		\$ 55,000				
Legal/Misc.						
Heavy Equip./Apparatus:						
Light Equip./Furniture:						
Other:						

Total Capital Cost Estimate:	\$ -	\$ 55,000	\$ -	\$ -	\$ -	\$ -
Total Operating Impact Estimate:	\$ -	\$ -	\$ -	\$ -	\$ -	\$ -
Total Expenditure Estimate:	\$ -	\$ 55,000	\$ -	\$ -	\$ -	\$ -

**NEW OR ADDITIONAL IMPACT on OPERATING BUDGET**

Type of Expenditure	FY 2027	FY 2028	FY 2029	FY 2030	FY 2031	FUTURE
Salaries/Benefits						
Professional & Consulting Services:						
Materials & Supplies						
Maintenance/Fuel						
Other						
<b>TOTAL</b>	\$ -	\$ -	\$ -	\$ -	\$ -	\$ -

**METHODS OF FINANCING**

Funding Sources	Previous Allocation (Earmarked)	FY 2027	FY 2028	FY 2029	FY 2030	FY 2031	FUTURE
General Fund			\$ 55,000				
Powell Bill Fund							
Enterprise Fund (W/S)							
Fire Dept Fund							
Grants (List)							
Bonds (List)							
Fund Balance (List)							
Other (List)							
<b>TOTAL</b>	\$ -	\$ -	\$ 55,000	\$ -	\$ -	\$ -	\$ -
						<b>TOTAL:</b>	\$ 55,000

**Project Description:**

**Justification/Linkage:**



**FY2027-2031 CAPITAL IMPROVEMENT PROJECT FORM**

DEPARTMENT: public works DIVISION: sewer  
 PROJECT NAME: Paving around main building of plant LOCATION:   
 YEAR: FY 2028-29 ACCT#:  Type of Project: New Replacement Expansion Renovation

Current/ Previous Expenditures	TOTAL PROJECT COST (Capital Only)	Total Appropriations to Date	Unappropriated Subsequent Years					Future Budget Years
			Budget Year 1 FY2027	Budget Year 2 FY2028	Budget Year 3 FY2029	Budget Year 4 FY2030	Budget Year 5 FY2031	
	\$ 60,000	\$ -	\$ -	\$ -	\$ 60,000	\$ -	\$ -	\$ -

**PROJECT COSTS**

ACTIVITY	FY 2027	FY 2028	FY 2029	FY 2030	FY 2031	FUTURE
Planning, Surveying, Design, Engineering						
Land/ROW/Acquisition:						
In House Services (In Kind)						
Site Preparation & Improvements						
Permits/Inspections/Misc.						
Building/Utility Construction:			\$ 60,000			
Legal/Misc.						
Heavy Equip./Apparatus:						
Light Equip/Furniture:						
Other:						

<b>Total Capital Cost Estimate:</b>	\$ -	\$ -	\$ 60,000	\$ -	\$ -	\$ -
<b>Total Operating Impact Estimate:</b>	\$ -	\$ -	\$ -	\$ -	\$ -	\$ -
<b>Total Expenditure Estimate:</b>	\$ -	\$ -	\$ 60,000	\$ -	\$ -	\$ -

**NEW OR ADDITIONAL IMPACT on OPERATING BUDGET**

Type of Expenditure	FY 2027	FY 2028	FY 2029	FY 2030	FY 2031	FUTURE
Salaries/Benefits						
Professional & Consulting Services:						
Materials & Supplies						
Maintenance/Fuel						
Other						

<b>TOTAL</b>	\$ -	\$ -	\$ -	\$ -	\$ -	\$ -
--------------	------	------	------	------	------	------

**METHODS OF FINANCING**

Funding Sources	Previous Allocation (Earmarked)	FY 2027	FY 2028	FY 2029	FY 2030	FY 2031	FUTURE
General Fund				\$ 60,000			
Powell Bill Fund							
Enterprise Fund (W/S)							
Fire Dept Fund							
Grants (List)							
Bonds (List)							
Fund Balance (List)							
Other (List)							

<b>TOTAL</b>	\$ -	\$ -	\$ -	\$ 60,000	\$ -	\$ -	\$ -
<b>TOTAL:</b>							\$ 60,000

**Project Description:** Paving around main building of plant. Will reduce wear and tear on vehicles and equipment. Will also cut down on dust around our lab.

**Justification/Linkage:** Paving around the buildings will cut down on wear and tear of vehicles. It will cut down dust in the certified lab. It will also save equipment and man hours after every rain storm having to fix the road.

**FY2027-2031 CAPITAL IMPROVEMENT PROJECT FORM**

DEPARTMENT:  DIVISION:

PROJECT NAME:  LOCATION:

YEAR: FY  ACCT#:

Type of Project:  New  Expansion  
 Replacement  Renovation

Current/ Previous Expenditures	TOTAL PROJECT COST (Capital Only)	Total Appropriations to Date	Unappropriated Subsequent Years					Future Budget Years
			Budget Year 1 FY2027	Budget Year 2 FY2028	Budget Year 3 FY2029	Budget Year 4 FY2030	Budget Year 5 FY2031	
	\$ 50,000	\$ -	\$ 100,000	\$ -	\$ 50,000	\$ -	\$ -	\$ -

**PROJECT COSTS**

ACTIVITY	FY 26/27	FY 27/28	FY 28/29	FY 29/30	FY 30/31	FUTURE
<i>Planning, Surveying, Design, Engineering</i>						
<i>Land/ROW/Acquisition:</i>						
<i>In House Services (In Kind)</i>						
<i>Site Preparation &amp; Improvements</i>						
<i>Permits/Inspections/Misc.</i>						
<i>Building/Utility Construction:</i>						
<i>Legal/Misc.</i>						
<i>Heavy Equip./Apparatus:</i>						
<i>Light Equip./Furniture:</i>			\$ 50,000			
<i>Other:</i>						
<b>Total Capital Cost Estimate:</b>	\$ -	\$ -	\$ 50,000	\$ -	\$ -	\$ -
<b>Total Operating Impact Estimate:</b>	\$ -	\$ -	\$ -	\$ -	\$ -	\$ -
<b>Total Expenditure Estimate:</b>	\$ -	\$ -	\$ 50,000	\$ -	\$ -	\$ -

**NEW OR ADDITIONAL IMPACT on OPERATING BUDGET**

Type of Expenditure	FY 26/27	FY 27/28	FY 28/29	FY 29/30	FY 30/31	FUTURE
<i>Salaries/Benefits</i>						
<i>Professional &amp; Consulting Services:</i>						
<i>Materials &amp; Supplies</i>						
<i>Maintenance/Fuel</i>						
<i>Other</i>						
<b>TOTAL</b>	\$ -	\$ -	\$ -	\$ -	\$ -	\$ -

**METHODS OF FINANCING**

Funding Sources	Previous Allocation (Earmarked)	FY 26/27	FY 27/28	FY 28/29	FY 29/30	FY 30/31	FUTURE
<i>General Fund</i>							
<i>Powell Bill Fund</i>							
<i>Enterprise Fund (W/S)</i>				\$ 50,000			
<i>Fire Dept Fund</i>							
<i>Grants (List)</i>							
<i>Bonds (List)</i>							
<i>Fund Balance (List)</i>							
<i>Other (List)</i>							
<b>TOTAL</b>	\$ -	\$ -	\$ -	\$ 50,000	\$ -	\$ -	\$ -
					<b>TOTAL:</b>		\$ 50,000

**Project Description:**

To ensure fleet remains in good repair while managing fiscal constraints, we are implementing a staggered replacement strategy:

FY 2029: Replace the 2017 Dodge Ram (12-year service life). This extension beyond the standard 10-year mark is a deliberate move to minimize the immediate impact on the overall budget.

FY 2032: Replace the 2022 Dodge Ram (10-year service life). This returns the vehicle to a standard replacement cycle, ensuring long-term reliability and operational readiness.

The Goal: Balance capital expenditure spikes in the short term while maintaining a reliable, modern fleet in the long term.

**Justification/Linkage:**

Deferred Outlay: By pushing the replacement past the standard 10-year mark, the department can better align vehicle procurement with available revenue streams and other high-priority capital projects.

Impact Mitigation: This 2-year extension prevents a "budget cliff," allowing for a more gradual allocation of funds without compromising the department's overall financial health.



Fire Department  
Capital Improvement  
Plan

FY 2027-2031

**FY2027-2031 CAPITAL IMPROVEMENT PROJECT FORM**

DEPARTMENT:  DIVISION:

PROJECT NAME:  LOCATION:

YEAR: FY  ACCT#:

Type of Project:  New  Expansion  
 Replacement  Renovation

Current/ Previous Expenditures	TOTAL PROJECT COST (Capital Only)	Total Appropriations to Date	Unappropriated Subsequent Years					Future Budget Years
			Budget Year 1 FY2027	Budget Year 2 FY2028	Budget Year 3 FY2029	Budget Year 4 FY2030	Budget Year 5 FY2031	
	\$ 3,200,000	\$ -	\$ -	\$ 150,000	\$ 150,000	\$ 300,000	\$ 800,000	\$ 1,500,000

**PROJECT COSTS**

ACTIVITY	FY 26/27	FY 27/28	FY 28/29	FY 29/30	FY 30/31	FUTURE
Planning, Surveying, Design, Engineering						
Land/ROW/Acquisition:						
In House Services (In Kind)						
Site Preparation & Improvements						
Permits/Inspections/Misc.						
Building/Utility Construction:						
Legal/Misc.						
Heavy Equip./Apparatus:		\$ 300,000		\$ 300,000	\$ 800,000	\$ 1,500,000
Light Equip./Furniture:	\$ 75,000		\$ 150,000			
Other:						

Total Capital Cost Estimate:	\$ 75,000	\$ 300,000	\$ 150,000	\$ 300,000	\$ 800,000	\$ 1,500,000
Total Operating Impact Estimate:	\$ -	\$ -	\$ -	\$ -	\$ -	\$ -
Total Expenditure Estimate:	\$ 75,000	\$ 300,000	\$ 150,000	\$ 300,000	\$ 800,000	\$ 1,500,000

**NEW OR ADDITIONAL IMPACT on OPERATING BUDGET**

Type of Expenditure	FY 26/27	FY 27/28	FY 28/29	FY 29/30	FY 30/31	FUTURE
Salaries/Benefits						
Professional & Consulting Services:						
Materials & Supplies						
Maintenance/Fuel						
Other						
<b>TOTAL</b>	\$ -	\$ -	\$ -	\$ -	\$ -	\$ -

**METHODS OF FINANCING**

Funding Sources

	Previous Allocation (Earmarked)	FY 26/27	FY 27/28	FY 28/29	FY 29/30	FY 30/31	FUTURE
General Fund							
Powell Bill Fund							
Enterprise Fund (W/S)							
Fire Dept Fund		\$ 75,000	\$ 300,000	\$ 150,000	\$ 300,000	\$ 800,000	\$ 1,500,000
Grants (List)							
Bonds (List)							
Fund Balance (List)							
Other (List)							

<b>TOTAL</b>	\$ -	\$ 75,000	\$ 300,000	\$ 150,000	\$ 300,000	\$ 800,000	\$ 1,500,000
<b>TOTAL:</b>							\$ 3,125,000

**Project Description:**

**Immediate Modernization (The "Catch-Up" Phase)**  
 Our current priority is replacing aging apparatus that have fallen outside the 25-year useful life standard. These units are being retired from front-line service to ensure maximum reliability for emergency response.

FY 2026 Delivery: New Fire Apparatus #1, replacement of Medical Unit.

FY 2028 Delivery: New Fire Apparatus #2  
 Action: Retires oldest unit (>25 years); becomes primary front-line engine.

**Justification/Linkage:**

Short-Term (FY 26-27): Focuses on medical units and support vehicle upfits.

Mid-Term (FY 30-31): Focuses on specialized wildland equipment (Brush Truck) and primary fire suppression (Engine 11).

Long-Term (FY 34): Focuses on high-cost aerial apparatus (Ladder 11).



## FIRE

<b>Fiscal Year</b>	<b>Asset Type</b>	<b>Unit to be Replaced</b>	<b>Age at Retirement</b>
<b>FY 2026/27</b>	Medical Unit	2012 Unit (1161)	15 Years
<b>FY 2027/28</b>	Supply Truck	Dispose of 1151 (Upfit 1154)	<b>34 Years</b>
<b>FY 2028/29</b>	Medical Unit	2018 Unit (1160)	10 Years
<b>FY 2029/30</b>	Brush Truck (Wildland)	2007 Unit (1153)	22 Years
<b>FY 2030/31</b>	Engine 11	Engine 11	20 Years*
<b>FY 2034</b>	Ladder 11	Ladder 11	25 Years*